

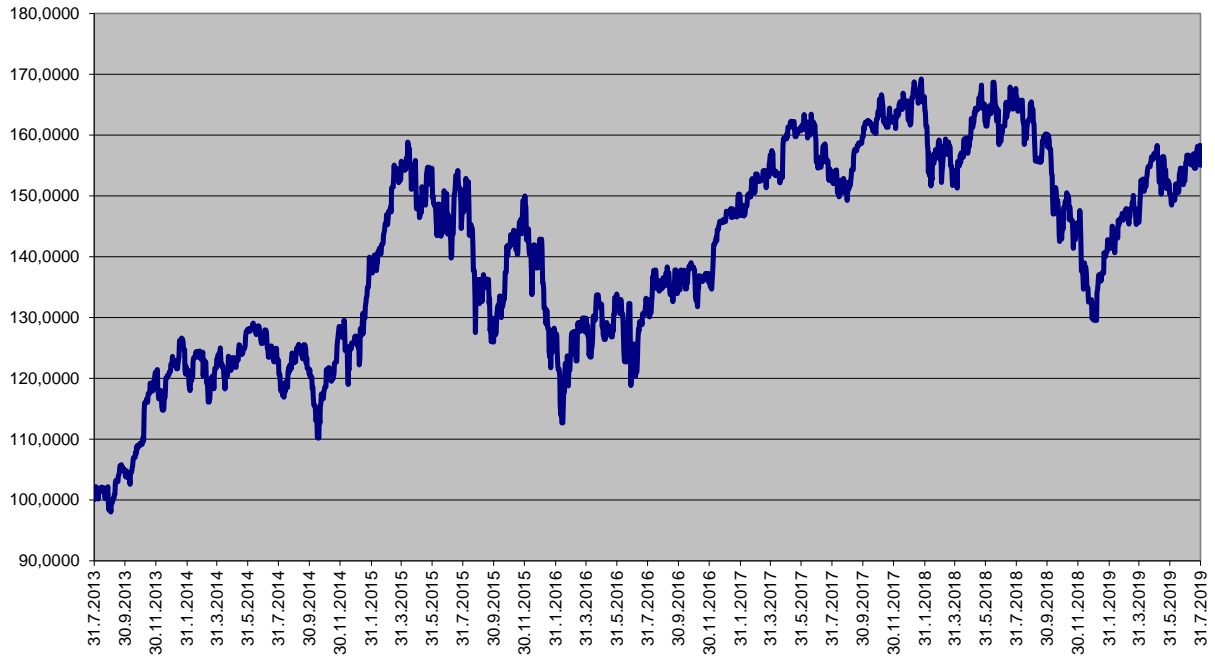
Ceny podílových jednotek
Investiční životní pojištění

Datum	MEAG EuroBalance	Fond MEAG EuroRent	MEAG Proinvest	Dynamická (Conseq)	Strategie Vyvážená (Conseq)	Konzervativní (Conseq)
31.7.2019	129,5746	117,0033	155,0384	156,2797	143,0452	128,2501
30.7.2019	130,8453	116,9952	158,3233	156,9299	143,3213	128,2688
29.7.2019	130,7634	116,7006	158,1034	157,4889	143,4834	128,2336
26.7.2019	130,3329	116,3444	156,6477	157,7794	143,5140	128,1371
25.7.2019	130,9611	116,2905	158,1579	157,7060	143,4015	128,0760
24.7.2019	130,9419	116,1208	157,5905	157,9295	143,4739	128,0259
23.7.2019	130,2366	116,0689	155,3314	157,5122	143,2549	127,9236
22.7.2019	130,2343	115,9863	154,8397	156,8640	142,9061	127,7707
19.7.2019	130,1391	116,0317	154,5321	157,0354	142,9635	127,7382
18.7.2019	130,6845	116,0640	156,0063	156,8247	142,8557	127,6995
17.7.2019	131,1042	116,0053	156,9294	157,0913	142,9743	127,7134
16.7.2019	130,5603	115,6828	156,0712	157,5595	143,1368	127,7168
15.7.2019	130,2919	115,3843	155,0373	157,3783	143,0268	127,6234
12.7.2019	130,3195	115,6387	155,1552	157,2061	142,9314	127,6030
11.7.2019	130,5913	115,8559	155,4982	157,1472	142,9525	127,6070
10.7.2019	130,5580	115,8614	155,3002	156,8664	142,7611	127,5764
9.7.2019	130,7970	115,9199	156,4359	156,3751	142,5028	127,5046
8.7.2019	130,7638	115,7238	156,7148	156,7753	142,6353	127,4604
4.7.2019	130,9859	115,6063	156,6922	157,8917	143,1220	127,4546
3.7.2019	130,2633	115,2886	155,3926	157,4860	142,9134	127,3773
2.7.2019	130,1432	115,1998	155,5305	157,0203	142,6475	127,2675
1.7.2019	129,6135	115,0672	154,3629	156,7051	142,5112	127,2201
28.6.2019	128,7802	114,8349	152,4691	155,3980	141,7658	126,9640
31.5.2019	128,2687	114,6921	150,2692	149,5616	138,8741	126,2206
30.4.2019	131,5608	113,6234	157,0049	155,9685	141,1991	125,9184
29.3.2019	129,7105	113,8701	145,6625	152,7571	139,9505	125,7373
28.2.2019	127,5271	111,8023	145,9913	151,7495	139,4861	125,4025
31.1.2019	125,7359	111,9421	142,0498	148,8971	138,3833	125,2587
31.12.2018	121,6517	111,2690	129,5847	139,9322	133,8027	124,0372
30.11.2018	128,0769	111,8509	145,6248	148,4310	137,8577	124,8312
31.10.2018	127,2957	111,7000	144,8315	145,7144	135,9558	123,9823
27.9.2018	134,3540	110,9282	160,1965	154,6133	138,7650	123,1159
31.8.2018	134,7244	111,0889	164,2544	153,9840	137,8385	122,3698
31.7.2018	134,6426	110,8765	166,2960	156,1346	140,0359	123,7652
29.6.2018	134,3838	112,4697	159,0005	153,8919	139,8107	124,2340
31.5.2018	133,1882	111,3755	161,9866	156,4299	140,9413	124,4771
30.4.2018	130,6468	111,4649	159,3915	157,3220	141,7685	124,8271
30.3.2018	129,3324	111,0212	152,9017	155,9416	140,8373	124,1144
28.2.2018	130,6904	110,4322	159,2014	159,3887	142,5252	124,6568
31.1.2018	130,9462	109,9974	163,9583	164,3682	144,3460	124,6107
29.12.2017	131,1422	111,7471	162,4929	159,1614	142,5225	125,0261
30.11.2017	131,6883	112,0243	162,6537	157,8869	141,6425	124,7610
31.10.2017	132,6633	112,6464	163,9654	157,9413	142,0777	125,2667
29.9.2017	132,4641	113,5018	159,7533	156,1459	141,7238	125,4044
31.8.2017	129,9924	114,2939	150,4811	154,0968	140,9594	125,4169

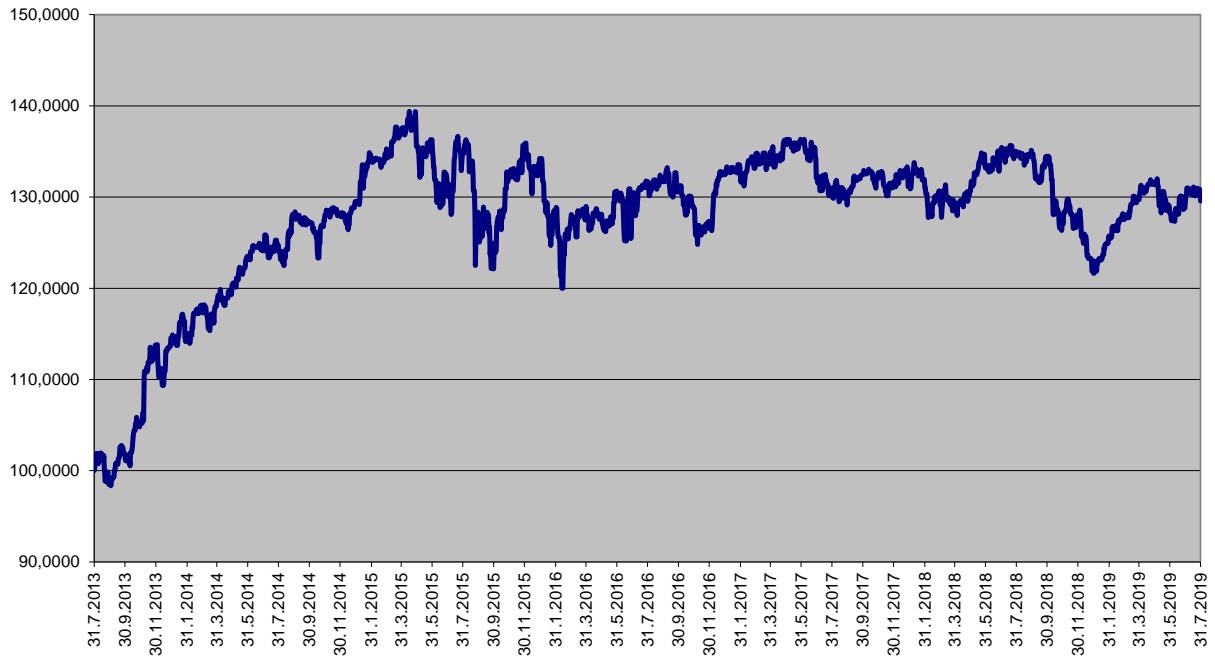
Ceny podílových jednotek
Investiční životní pojištění

Datum	Garantovaný	Garantovaný 2015	Garantovaný 2016
31.7.2019	109,1246	103,2386	102,4170
30.7.2019	109,1204	103,2363	102,4145
29.7.2019	109,1162	103,2341	102,4120
26.7.2019	109,1038	103,2273	102,4044
25.7.2019	109,0996	103,2251	102,4019
24.7.2019	109,0955	103,2228	102,3994
23.7.2019	109,0913	103,2206	102,3969
22.7.2019	109,0872	103,2183	102,3944
19.7.2019	109,0747	103,2116	102,3868
18.7.2019	109,0705	103,2093	102,3843
17.7.2019	109,0664	103,2071	102,3818
16.7.2019	109,0622	103,2048	102,3793
15.7.2019	109,0581	103,2025	102,3768
12.7.2019	109,0456	103,1958	102,3692
11.7.2019	109,0415	103,1935	102,3667
10.7.2019	109,0373	103,1913	102,3642
9.7.2019	109,0331	103,1890	102,3617
8.7.2019	109,0290	103,1868	102,3592
4.7.2019	109,0124	103,1778	102,3491
3.7.2019	109,0082	103,1755	102,3466
2.7.2019	109,0041	103,1733	102,3441
1.7.2019	108,9999	103,1710	102,3416
28.6.2019	108,9875	103,1643	102,3341
31.5.2019	108,8713	103,1012	102,2637
30.4.2019	108,7428	103,0315	102,1860
29.3.2019	108,6104	102,9595	102,1057
28.2.2019	108,4904	102,8943	102,0331
31.1.2019	108,3748	102,8315	101,9630
31.12.2018	108,2469	102,7619	101,8854
30.11.2018	108,1192	102,6924	101,8079
31.10.2018	107,9957	102,6252	101,7329
27.9.2018	107,8559	102,5490	101,6481
31.8.2018	107,7451	102,4886	101,5807
31.7.2018	107,6179	102,4192	101,5035
29.6.2018	107,4868	102,3477	101,4238
31.5.2018	107,3681	102,2829	101,3516
30.4.2018	107,2414	102,2138	101,2745
30.3.2018	107,1108	102,1424	101,1950
28.2.2018	106,9926	102,0777	101,1229
31.1.2018	106,8785	102,0154	101,0535
29.12.2017	106,7442	101,9419	100,9716
30.11.2017	106,6264	101,8774	100,8998
31.10.2017	106,5046	101,8107	100,8255
29.9.2017	106,3749	101,7396	100,7463
31.8.2017	106,2574	101,6752	100,6747

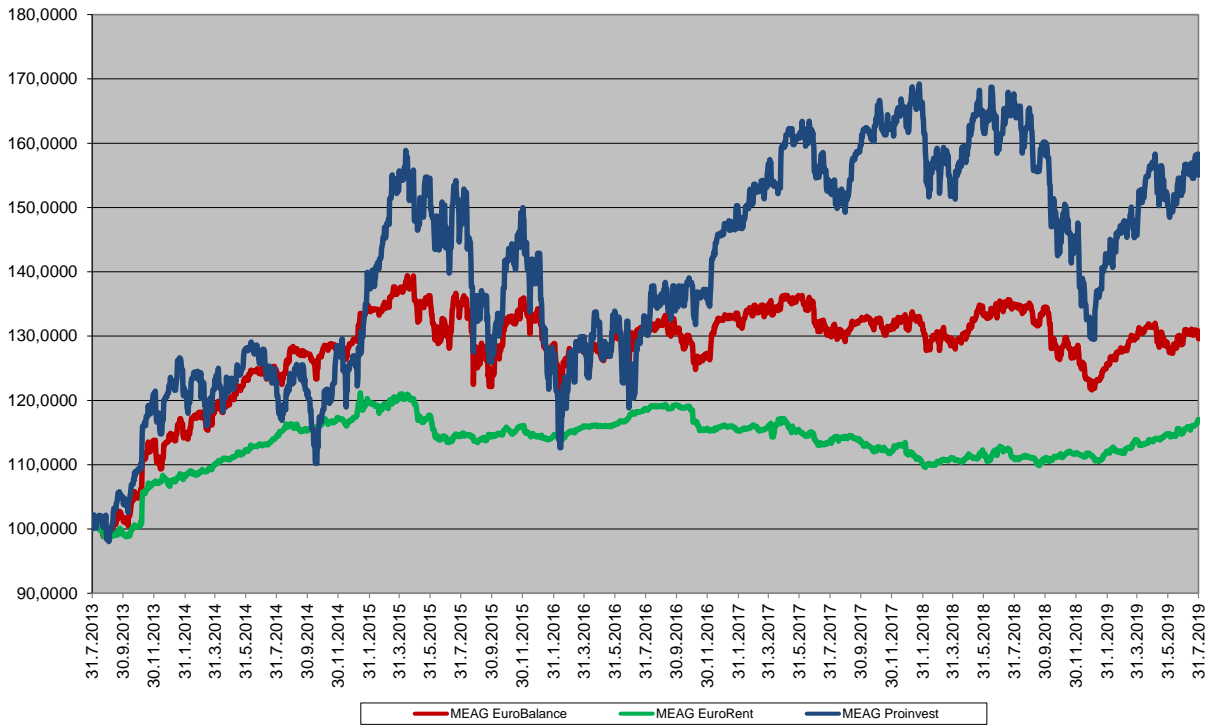
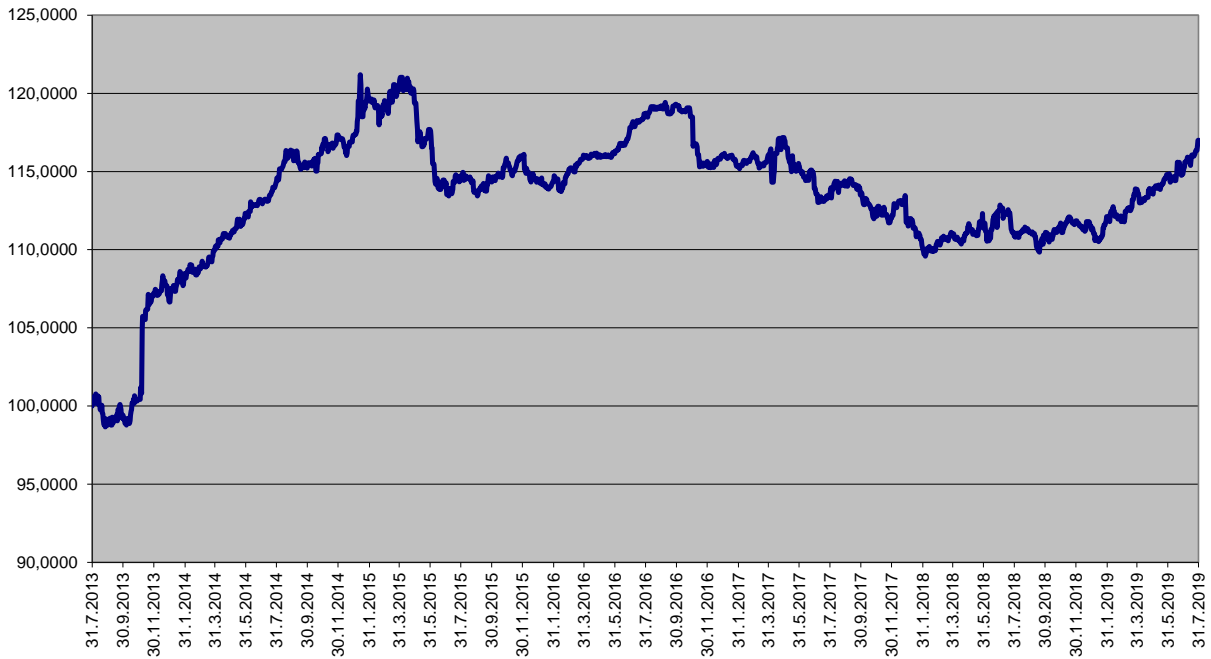
Jednotkový fond MEAG ProInvest



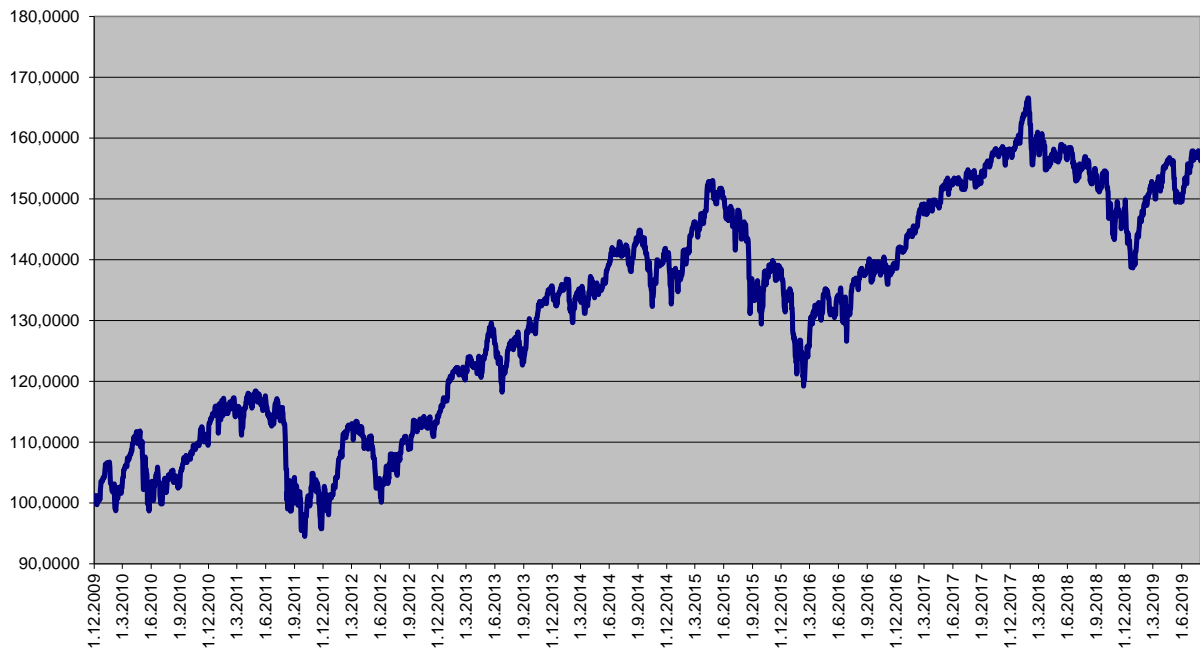
Jednotkový fond MEAG EuroBalance



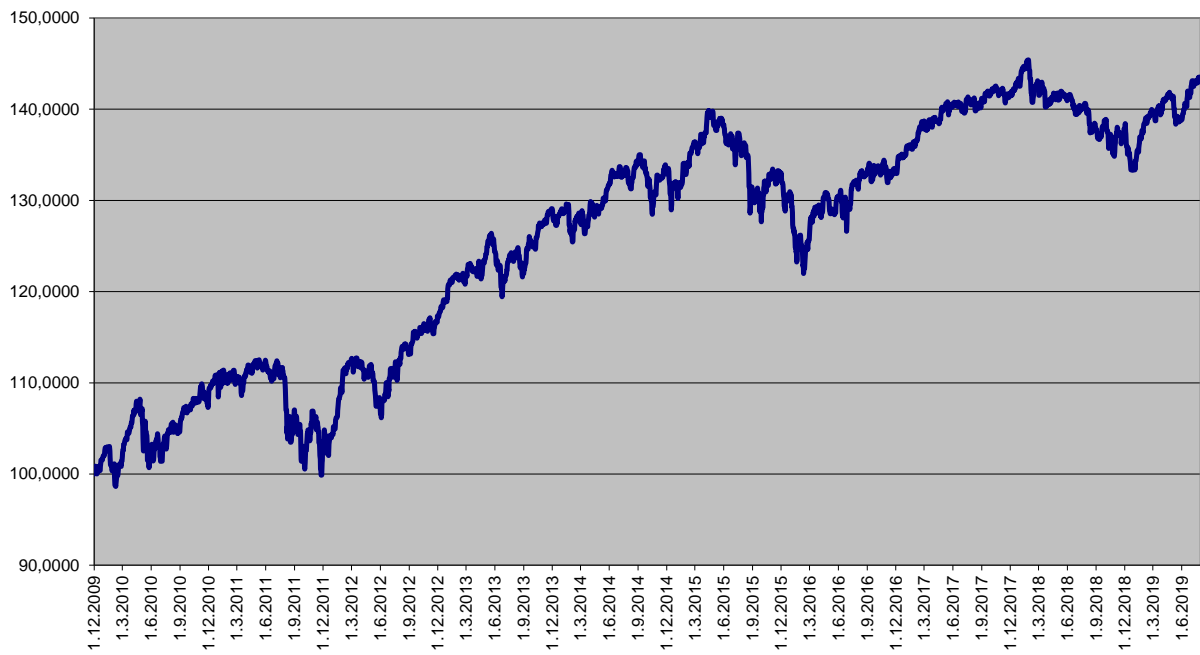
Jednotkový fond MEAG EuroRent



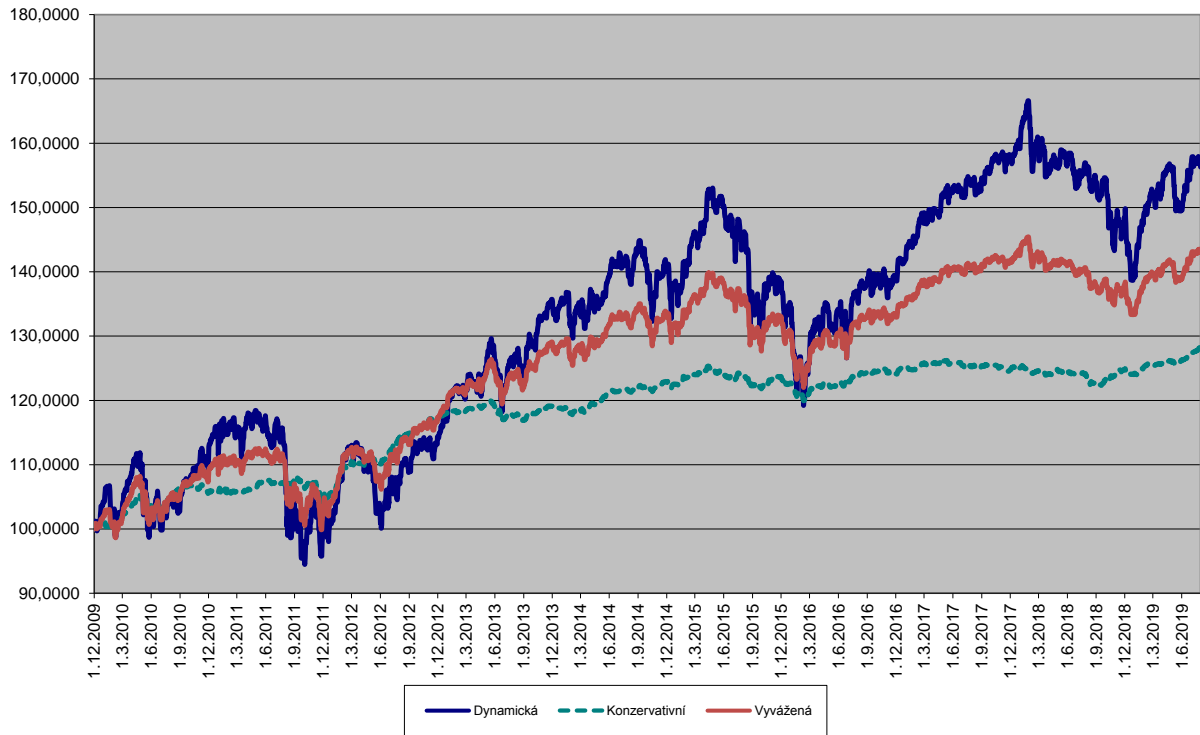
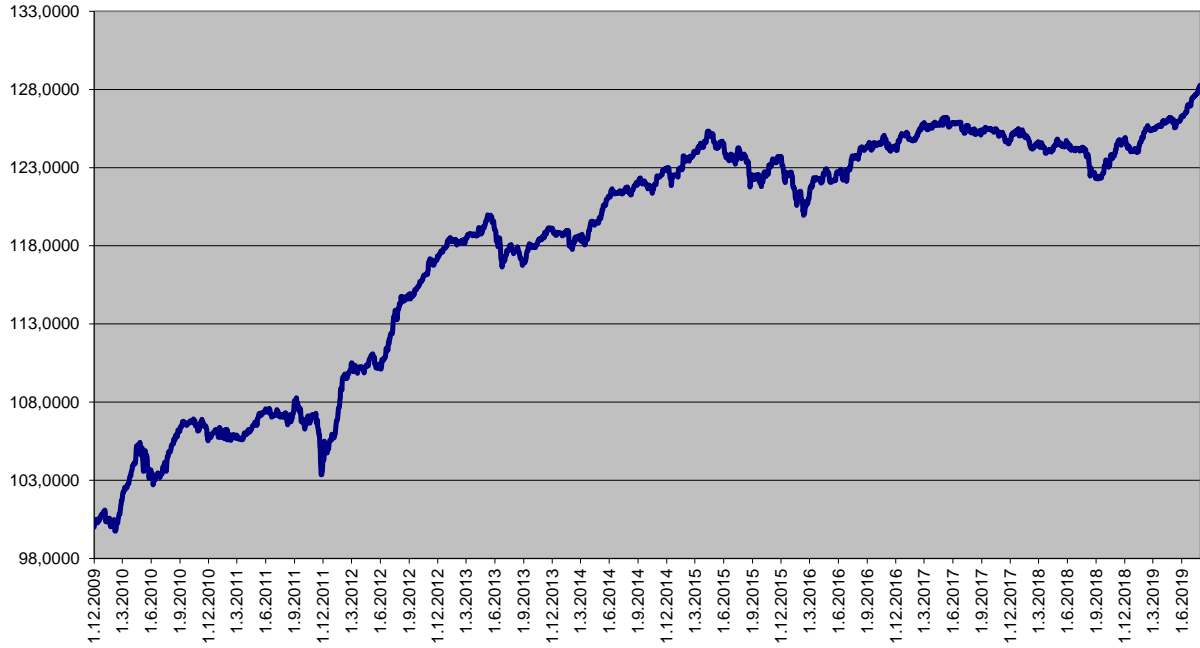
Dynamická strategie



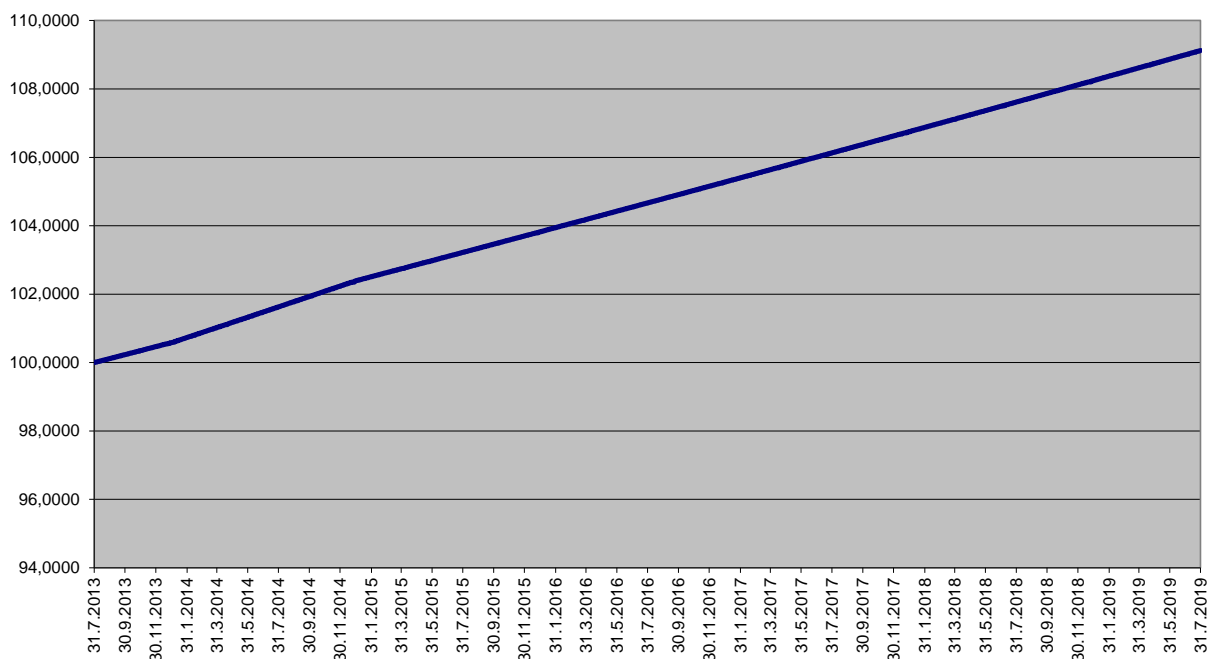
Vyvážená strategie



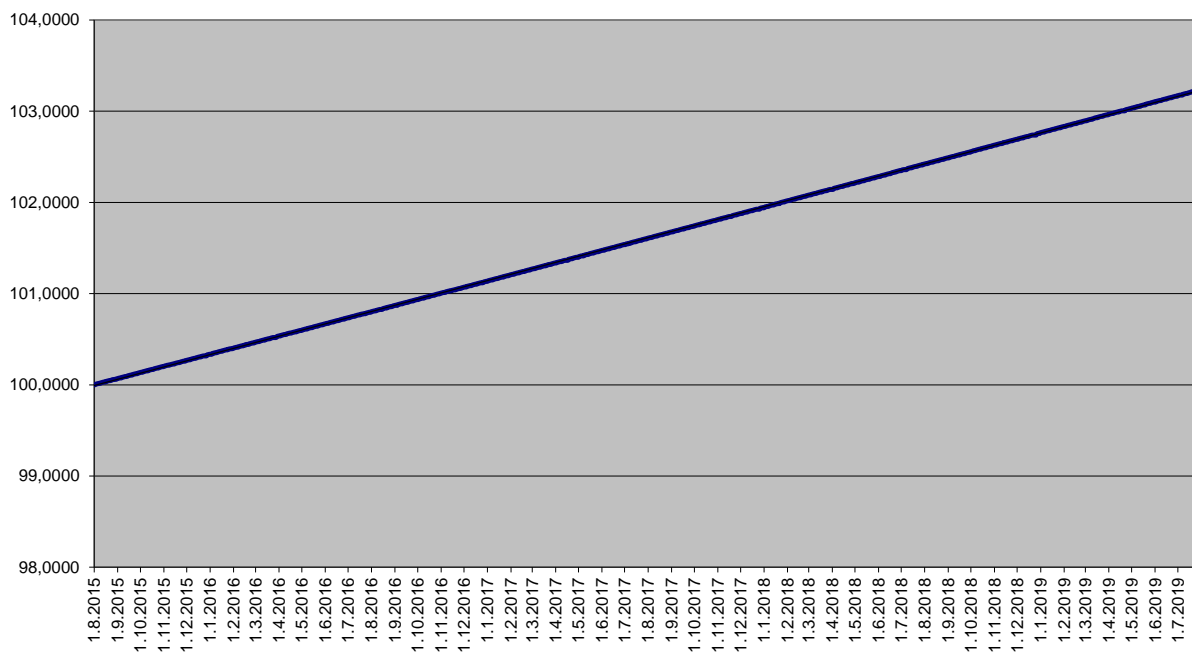
Konzervativní strategie



Garantovaný fond



Garantovaný fond 2015



Garantovaný fond 2016

