

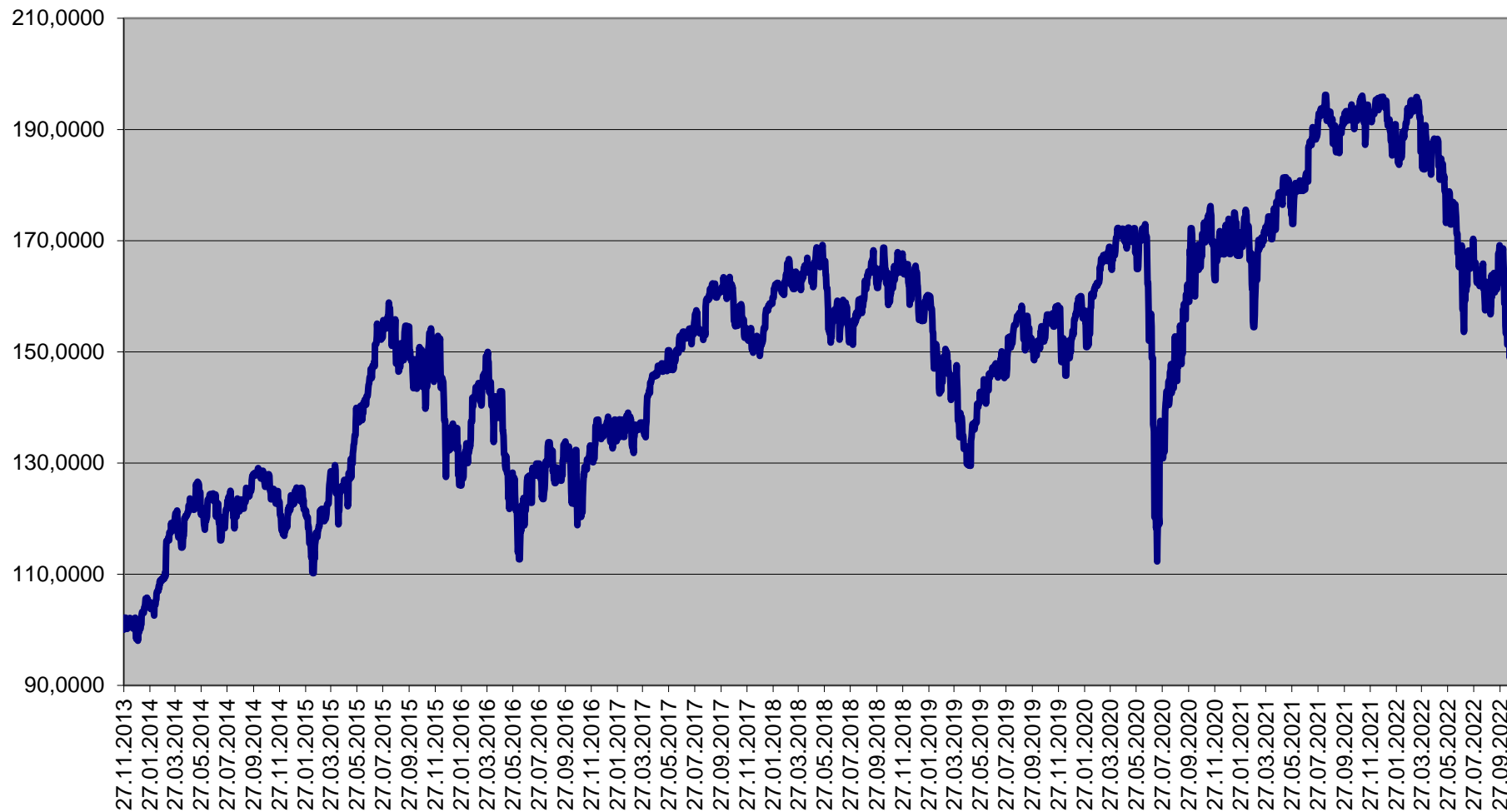
Ceny podílových jednotek  
Investiční životní pojištění

Datum	MEAG EuroBalance	Fond MEAG EuroRent	MEAG Proinvest	Dynamická (Conseq)	Strategie Vyvážená (Conseq)	Konzervativní (Conseq)
31.10.2022	130,3275	94,2283	150,3717	157,6424	147,1062	131,1152
28.10.2022	130,9277	94,6547	150,7182	157,9309	147,3254	130,9886
27.10.2022	130,3026	94,9802	150,8848	157,9309	147,3254	130,9886
26.10.2022	130,2330	94,3122	151,2137	157,9469	147,3359	130,9847
25.10.2022	128,1305	92,8789	144,8662	155,5105	146,1282	131,0153
24.10.2022	128,1305	92,8789	144,8662	155,5105	146,1282	131,0153
21.10.2022	128,1305	92,8789	144,8662	155,5105	146,1282	131,0153
20.10.2022	127,6581	93,0632	145,5280	155,0601	146,0861	131,0578
19.10.2022	127,8884	93,3409	145,3318	154,8192	146,0341	131,1381
18.10.2022	128,2615	93,8538	146,1070	156,2891	146,7414	131,2740
17.10.2022	127,7198	93,5944	144,4099	155,5617	146,3874	131,2693
16.10.2022	126,6673	93,5256	141,7420	153,8374	145,6953	131,2184
15.10.2022	126,6673	93,5256	141,7420	153,8374	145,6953	131,2184
14.10.2022	126,6673	93,5256	141,7420	153,8374	145,6953	131,2184
13.10.2022	127,6495	93,4686	140,8915	153,6926	145,6085	131,1229
12.10.2022	126,5144	93,4305	138,6134	153,3295	145,4554	131,1470
11.10.2022	126,9146	93,6248	138,7266	153,6121	145,6299	131,2158
10.10.2022	127,3177	93,5314	139,4217	154,9126	146,2716	131,4653
09.10.2022	127,5079	93,9823	139,7000	156,0014	146,6875	131,3254
08.10.2022	127,5079	93,9823	139,7000	156,0014	146,6875	131,3254
07.10.2022	127,5079	93,9823	139,7000	156,0014	146,6875	131,3254
06.10.2022	128,3576	94,3534	141,9853	158,0539	147,5406	131,3625
05.10.2022	129,3146	94,8523	142,6057	158,5031	147,8561	131,4915
04.10.2022	129,7568	95,6173	144,5029	158,8765	148,0134	131,5291
03.10.2022	126,8407	95,5589	137,6024	155,2114	146,4252	131,3810
02.10.2022	126,9441	94,4423	137,7146	153,2411	145,5917	131,2668
01.10.2022	126,9441	94,4423	137,7146	153,2411	145,5917	131,2668
30.09.2022	126,9441	94,4423	137,7146	153,2411	145,5917	131,2668
31.08.2022	133,5336	97,7888	146,1697	164,4647	150,1254	131,4882
29.07.2022	138,5181	102,0394	154,2443	166,9581	150,6422	130,7861
30.06.2022	131,2484	98,7846	146,8888	161,7919	148,3819	129,9626
31.05.2022	138,4073	101,2118	166,8644	173,2033	131,2747	153,8640
29.04.2022	137,9866	102,1573	162,5498	173,8547	131,6864	154,2119
31.03.2022	142,8708	104,2575	165,2885	179,6136	131,5563	156,4751
28.02.2022	144,6947	108,4101	169,1285	180,4228	132,5572	157,9114
31.01.2022	145,6916	108,6888	177,2662	181,8917	132,1884	157,9199
31.12.2021	154,7436	112,3233	186,6874	187,1589	132,6706	160,4952
30.11.2021	154,3654	116,0415	182,9664	182,1798	132,9439	159,3521
29.10.2021	157,3425	116,2095	192,9417	187,1338	133,4100	161,4257
30.09.2021	150,5643	116,2802	187,7887	182,4943	132,7845	159,5422
31.08.2021	156,5001	117,3559	194,9488	186,5603	133,0214	161,1553
30.07.2021	153,3711	117,6161	191,8672	182,1174	132,5319	159,3808
30.06.2021	150,5548	116,5345	191,5822	183,5068	132,4863	159,7496
31.05.2021	148,4290	116,2717	191,1382	182,4883	131,8389	159,0720
30.04.2021	149,4123	118,5629	191,3880	178,2753	157,8687	131,9113
31.03.2021	148,9640	120,4059	191,6009	175,1412	156,6391	131,7957
26.02.2021	146,4084	120,6361	179,1955	171,3250	155,3742	131,4121

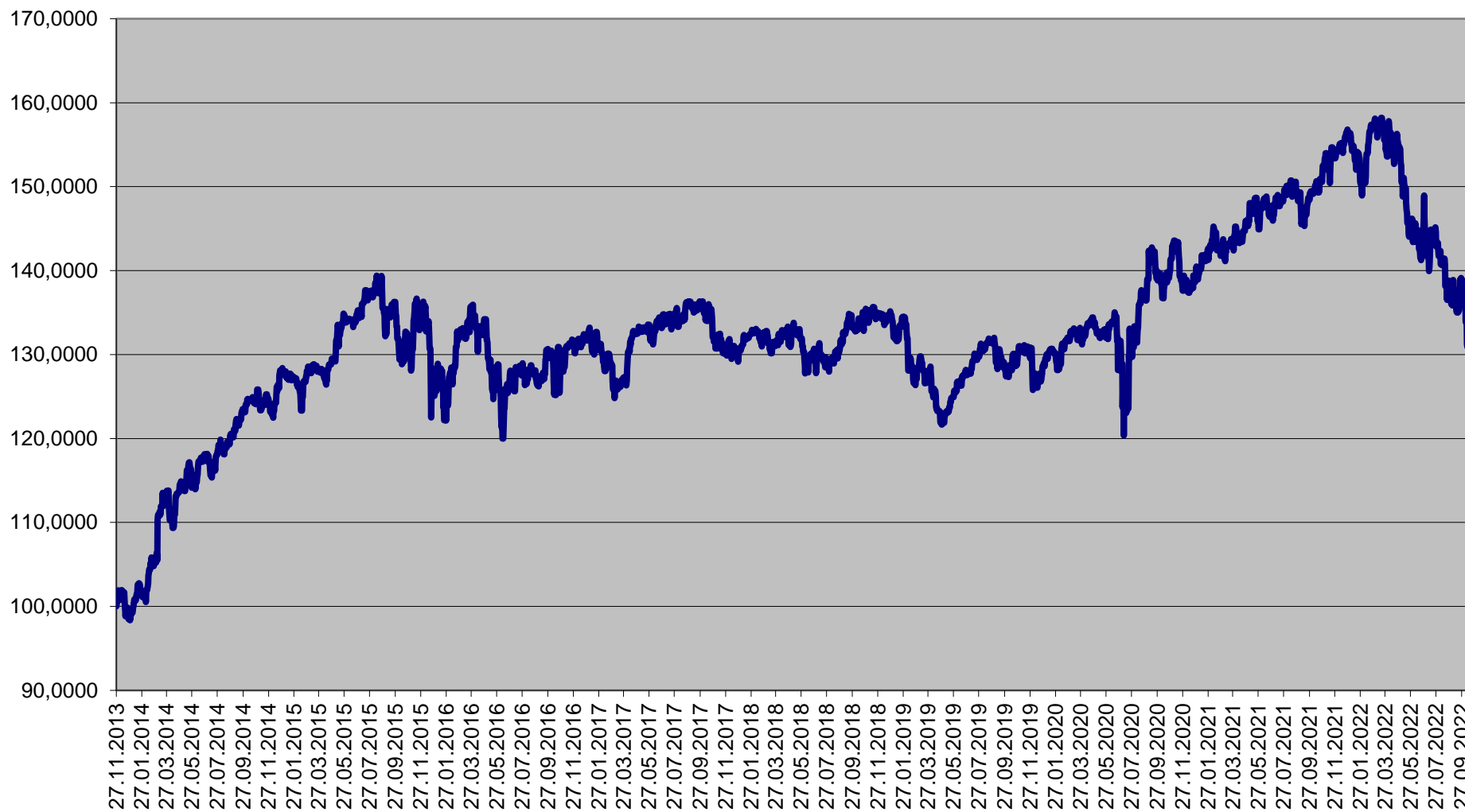
Ceny podílových jednotek  
Investiční životní pojištění

Datum	Garantovaný	Garantovaný 2015	Garantovaný 2016
31.10.2022	114,1714	105,9486	105,4449
28.10.2022	114,1584	105,9417	105,4372
27.10.2022	114,1540	105,9394	105,4346
26.10.2022	114,1497	105,9371	105,4320
25.10.2022	114,1280	105,9255	105,4191
24.10.2022	114,1280	105,9255	105,4191
21.10.2022	114,1280	105,9255	105,4191
20.10.2022	114,1236	105,9232	105,4165
19.10.2022	114,1193	105,9209	105,4139
18.10.2022	114,1149	105,9186	105,4113
17.10.2022	114,1106	105,9163	105,4087
16.10.2022	114,0976	105,9094	105,4010
15.10.2022	114,0976	105,9094	105,4010
14.10.2022	114,0976	105,9094	105,4010
13.10.2022	114,0932	105,9071	105,3984
12.10.2022	114,0889	105,9048	105,3958
11.10.2022	114,0845	105,9024	105,3932
10.10.2022	114,0802	105,9001	105,3906
09.10.2022	114,0672	105,8932	105,3829
08.10.2022	114,0672	105,8932	105,3829
07.10.2022	114,0672	105,8932	105,3829
06.10.2022	114,0628	105,8909	105,3803
05.10.2022	114,0585	105,8886	105,3777
04.10.2022	114,0542	105,8863	105,3751
03.10.2022	114,0498	105,8840	105,3725
02.10.2022	114,0368	105,8770	105,3648
01.10.2022	114,0368	105,8770	105,3648
30.09.2022	114,0368	105,8770	105,3648
31.08.2022	113,9067	105,8078	105,2873
29.07.2022	113,7637	105,7317	105,2021
30.06.2022	113,6382	105,6648	105,1273
31.05.2022	113,5086	105,5957	105,0500
29.04.2022	113,3704	105,5220	104,9676
31.03.2022	113,2454	105,4553	104,8930
28.02.2022	113,1119	105,3840	104,8133
31.01.2022	112,9914	105,3197	104,7413
31.12.2021	112,8569	105,2478	104,6609
30.11.2021	112,7239	105,1767	104,5814
29.10.2021	112,5867	105,1033	104,4994
30.09.2021	112,4626	105,0369	104,4251
31.08.2021	112,3344	104,9682	104,3484
30.07.2021	112,1977	104,8950	104,2666
30.06.2021	112,0697	104,8264	104,1899
31.05.2021	111,9419	104,7579	104,1133
30.04.2021	111,8100	104,6871	104,0342
31.03.2021	111,6825	104,6187	103,9577
26.02.2021	111,5403	104,5423	103,8724

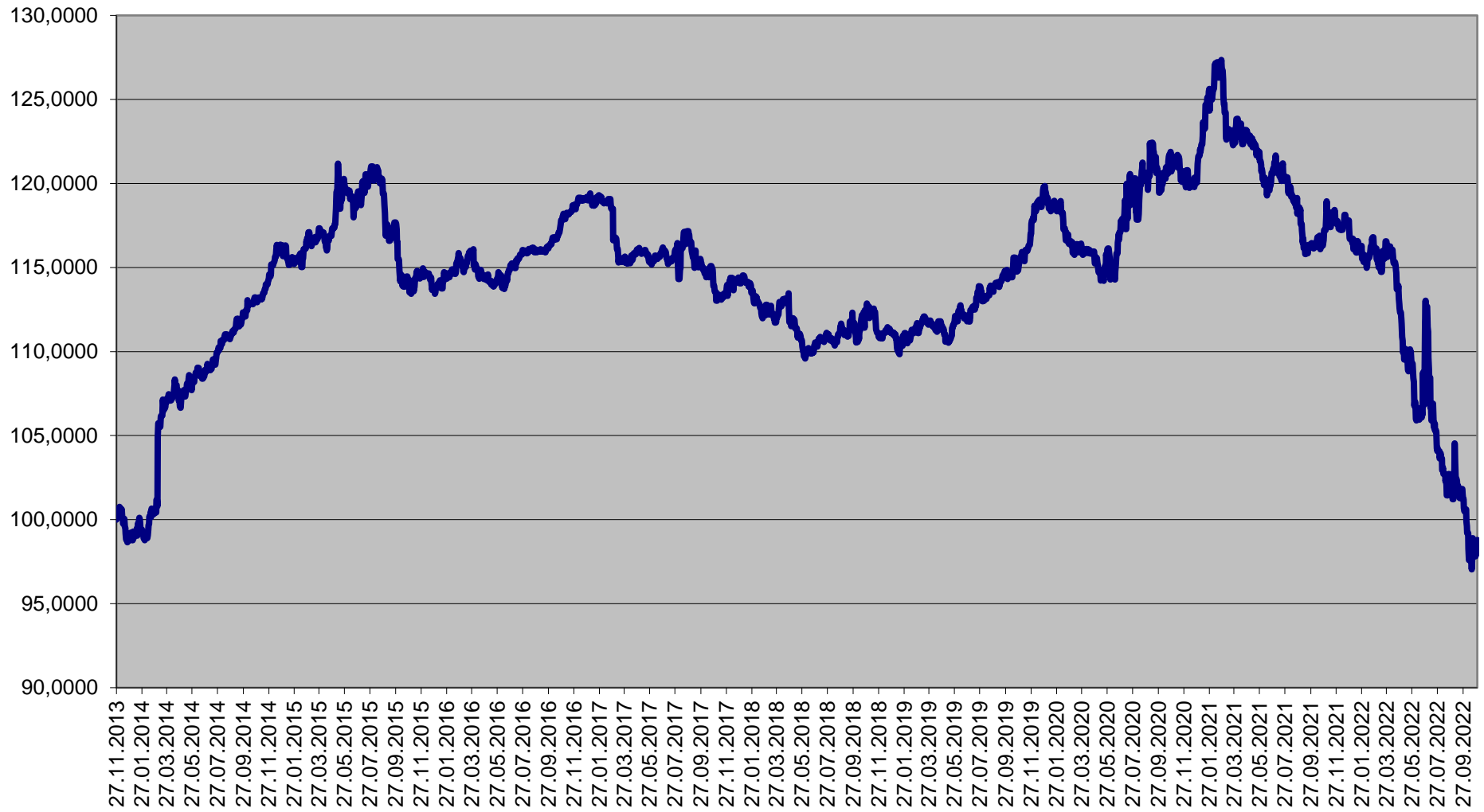
### Finanční fond MEAG ProInvest

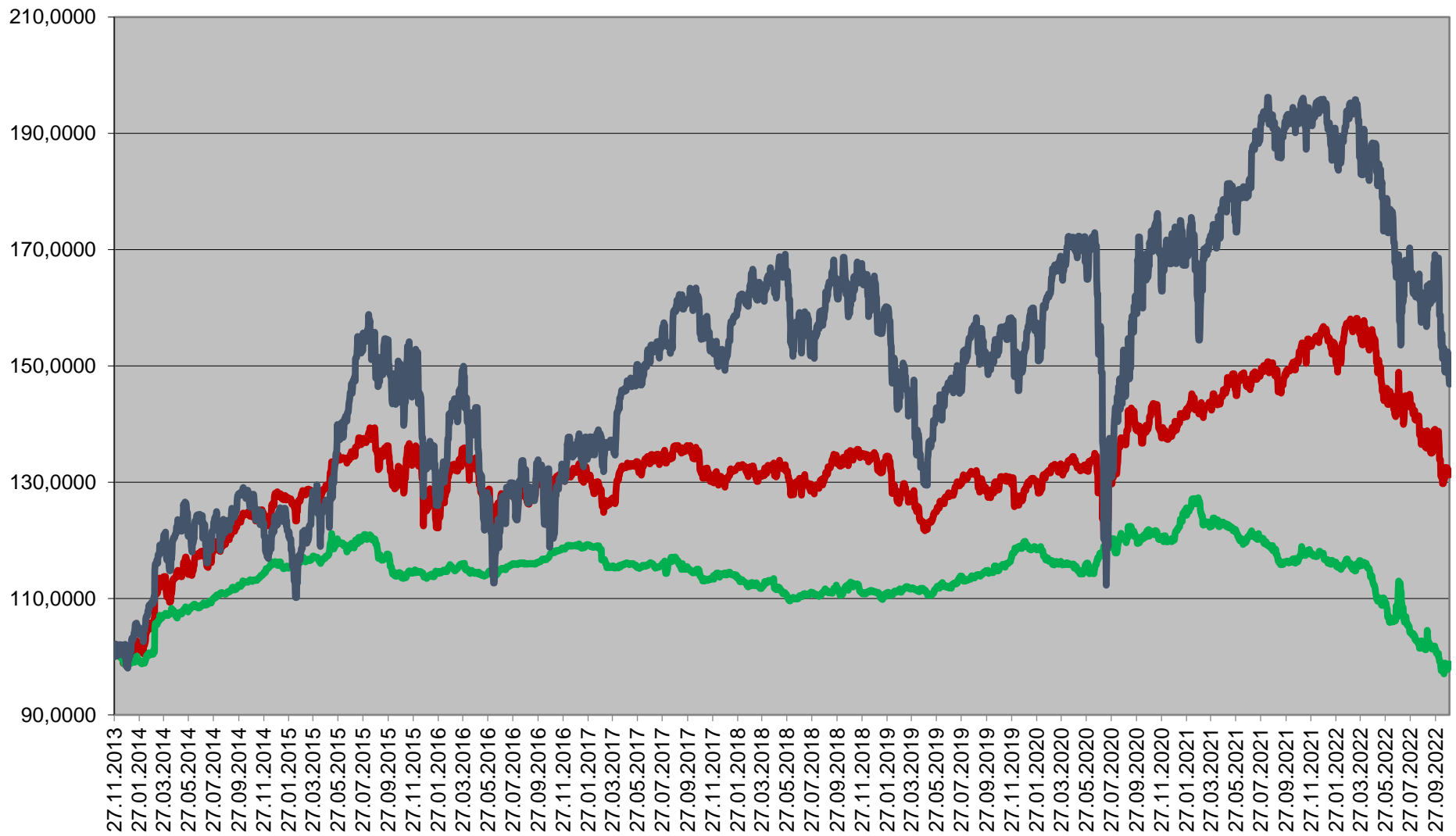


### Finanční fond MEAG EuroBalance

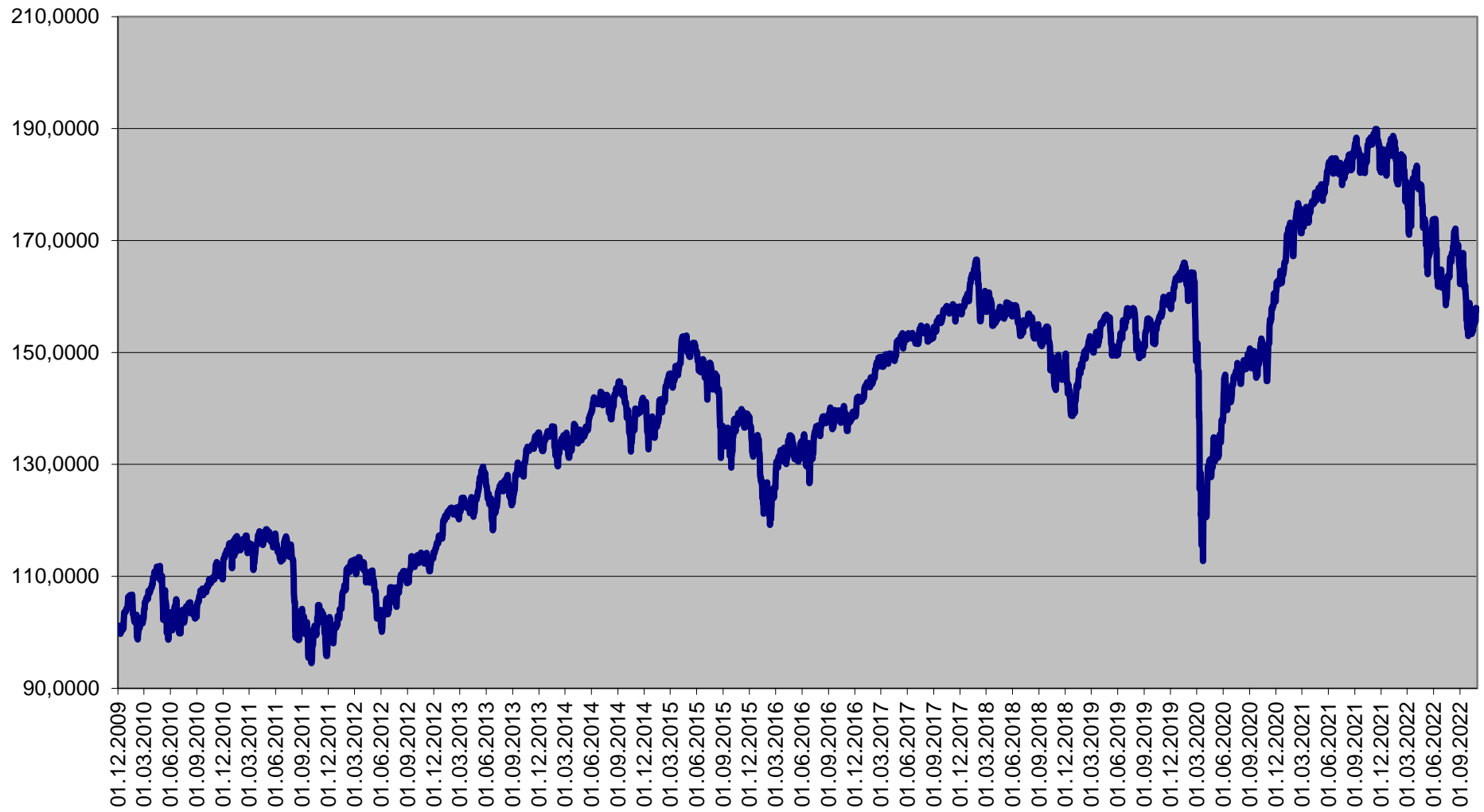


### Finanční fond MEAG EuroRent

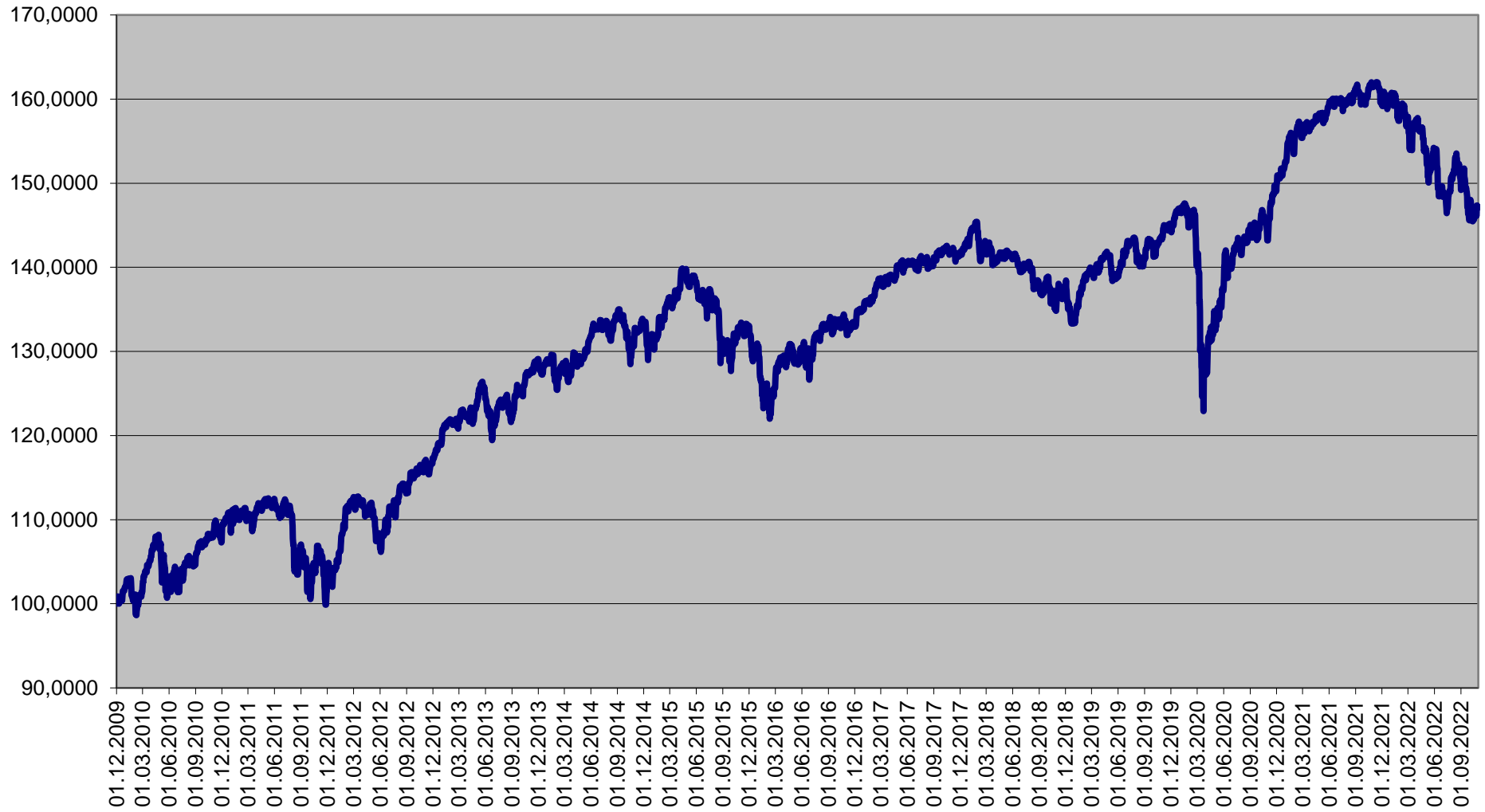




## Dynamická strategie

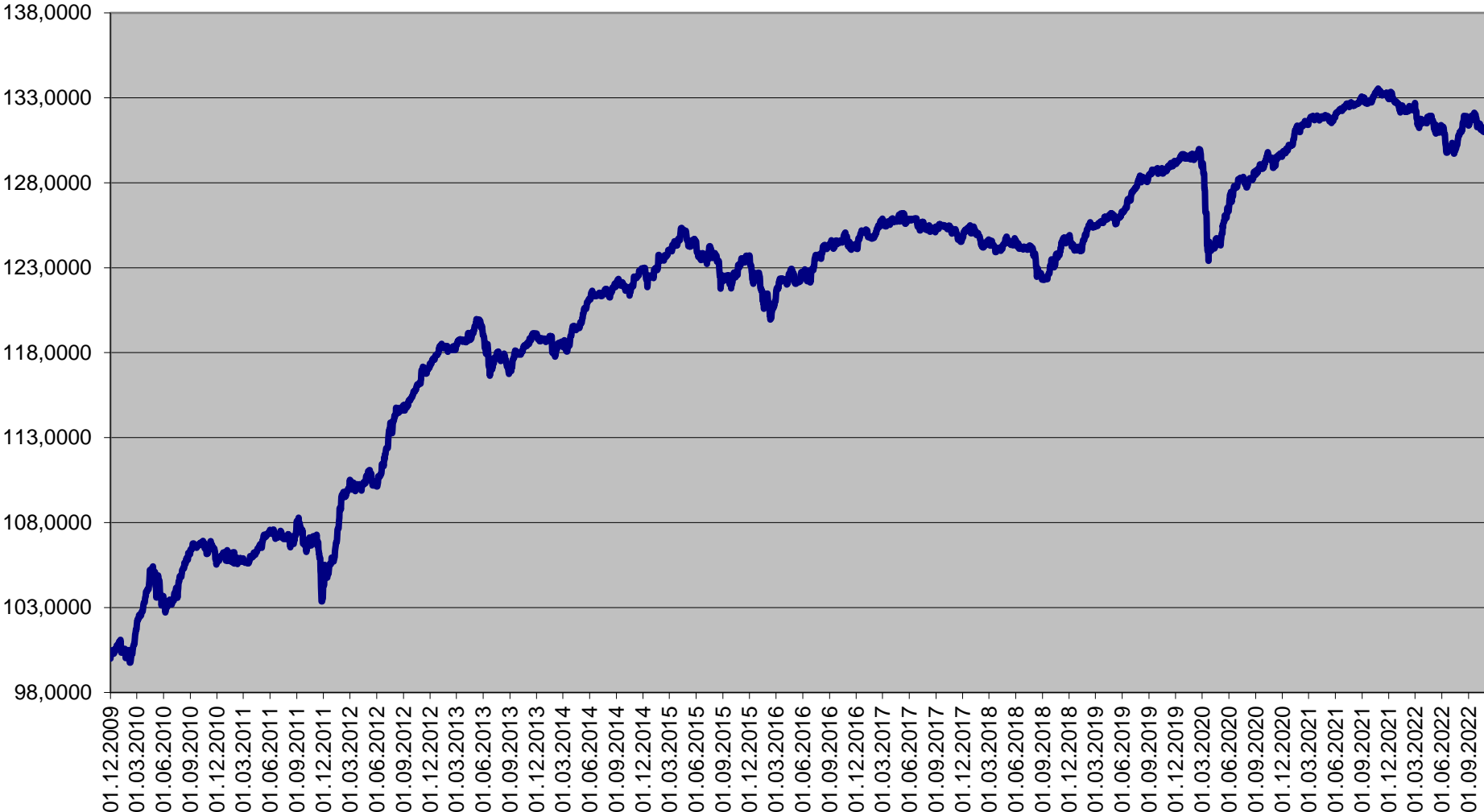


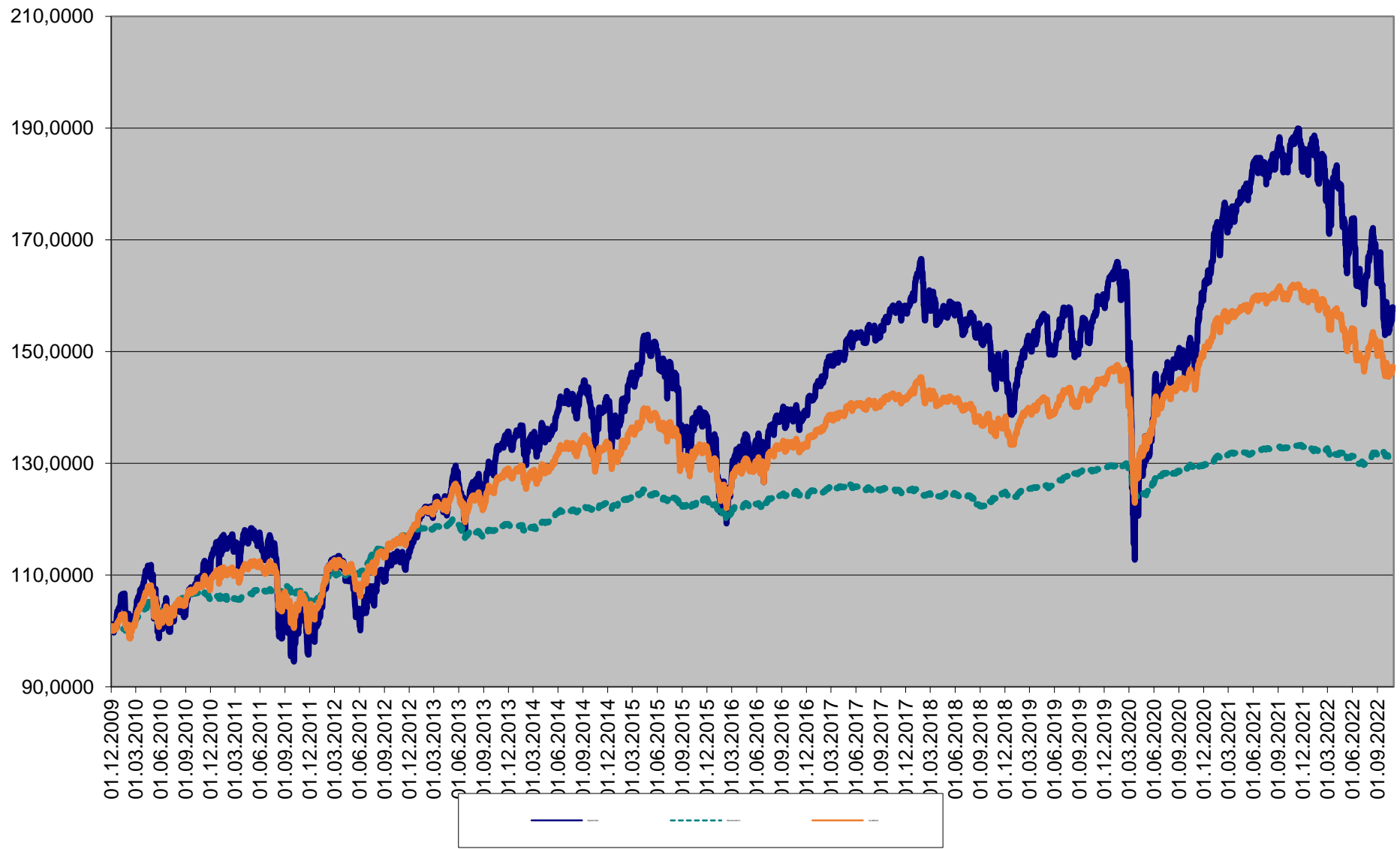
## Vyvážená strategie



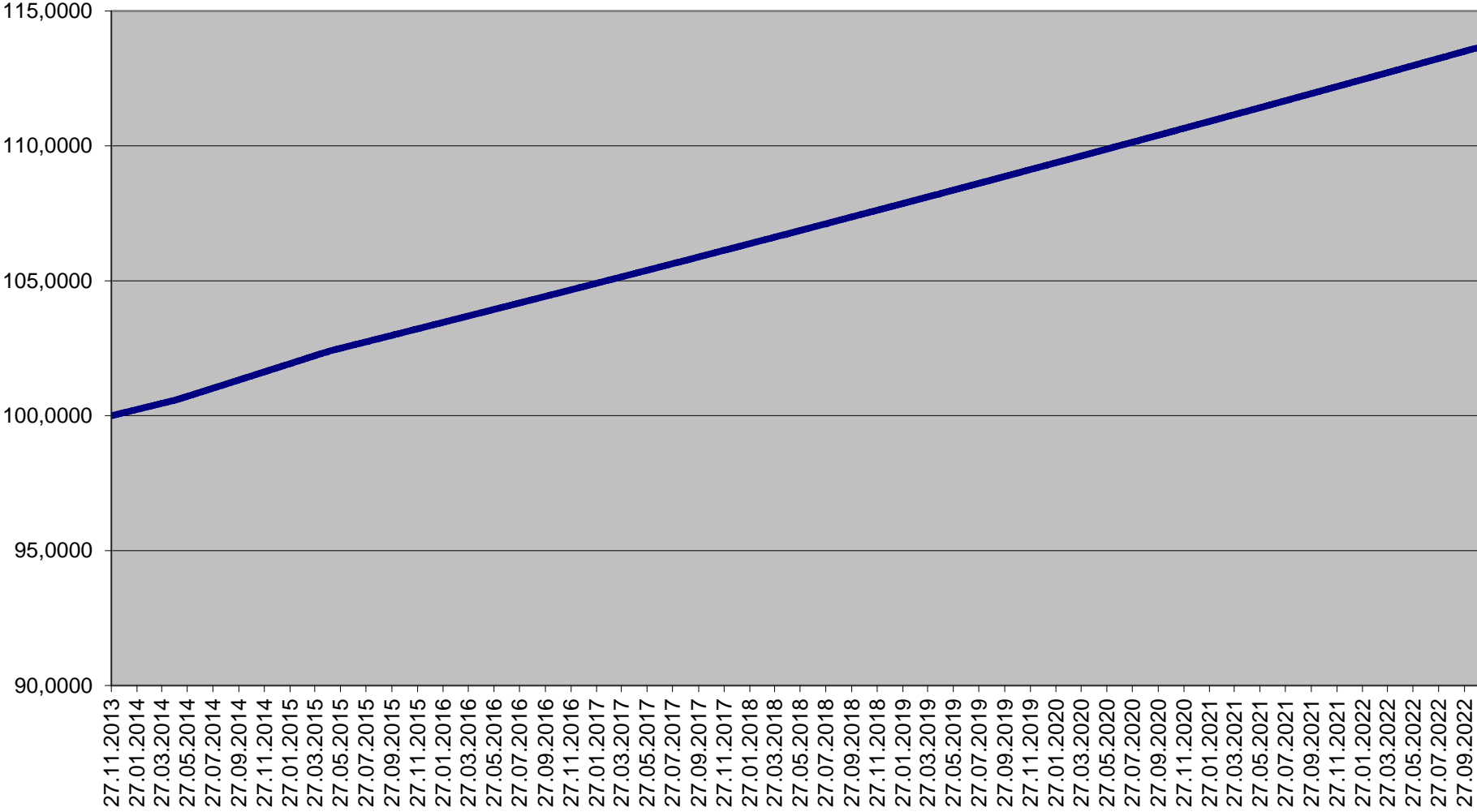


### Konzervativní strategie

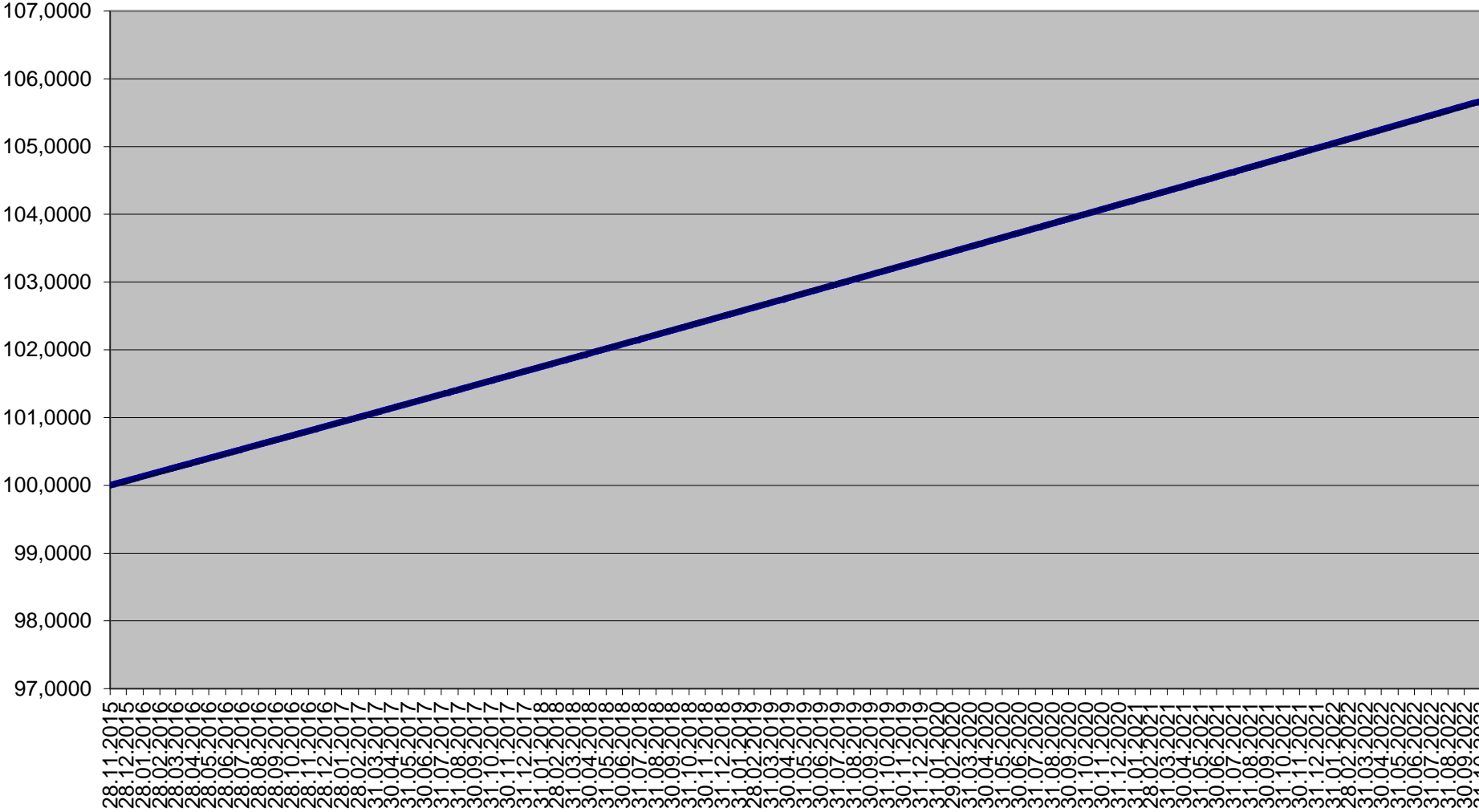




# Garantovaný fond



# Garantovaný fond 2015



## Garantovaný fond 2016

