

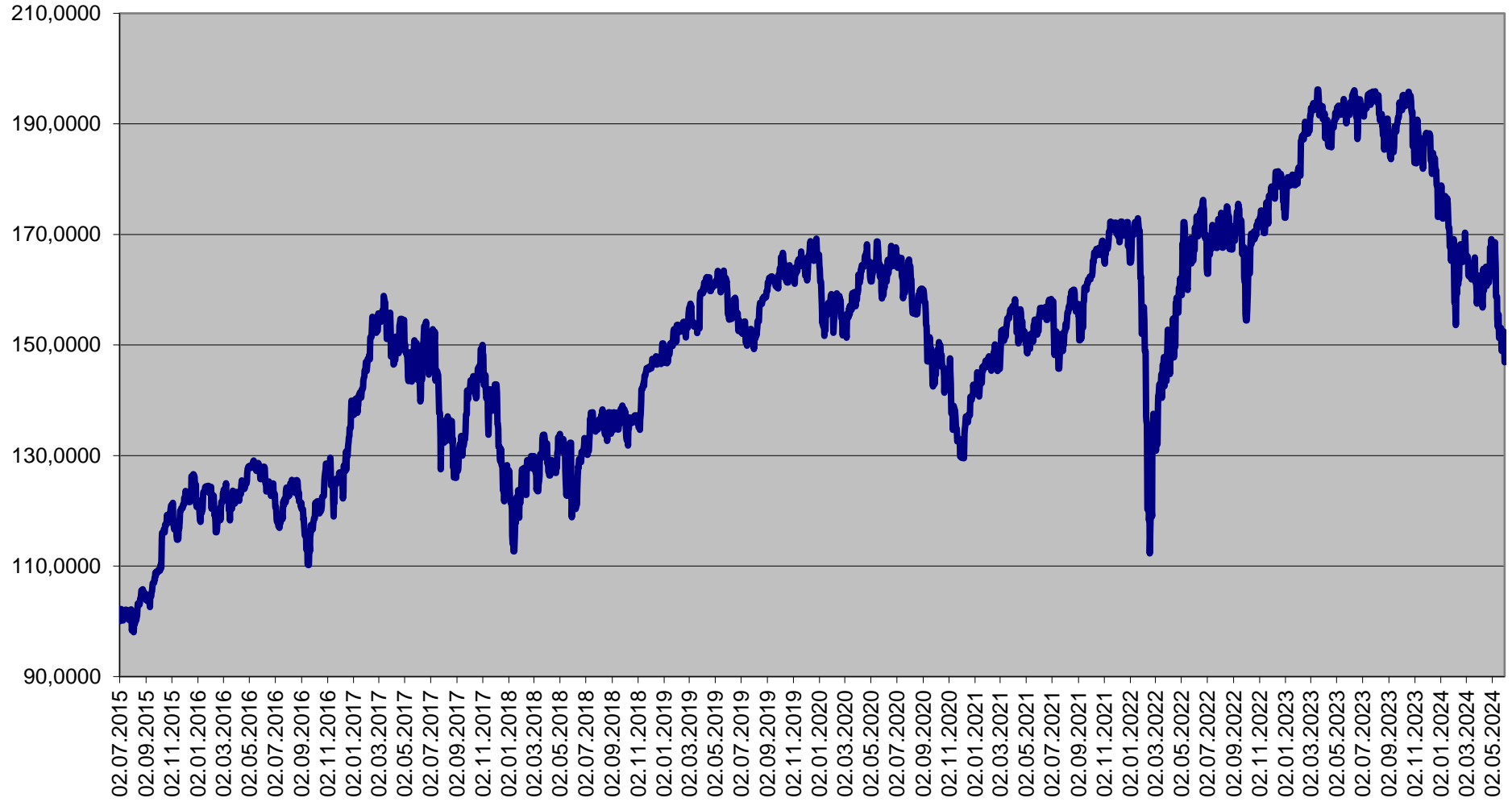
Ceny podílových jednotek
Investiční životní pojištění

Datum	Fond			Strategie		
	MEAG EuroBalance	MEAG EuroRent	MEAG Proinvest	Dynamická (Conseq)	Vyvážená (Conseq)	Konzervativní (Conseq)
31.05.2024	164,6483	100,3130	200,0045	200,8392	173,6564	146,4897
30.05.2024	164,9581	100,5025	200,0283	200,3884	173,5390	146,4965
29.05.2024	164,6584	100,3200	199,6649	200,3284	173,4300	146,4046
28.05.2024	165,5498	100,2913	201,5368	202,1237	174,0569	146,4693
27.05.2024	166,5241	100,7318	203,2034	202,2907	174,2429	146,5657
26.05.2024	166,0715	100,5630	202,3322	201,8890	174,0583	146,4967
25.05.2024	166,0715	100,5630	202,3322	201,8890	174,0583	146,4967
24.05.2024	166,0715	100,5630	202,3322	201,8890	174,0583	146,4967
23.05.2024	165,8094	100,5090	202,2180	202,6660	174,3783	146,5704
22.05.2024	166,2305	100,8301	201,9573	202,6660	174,3783	146,5704
21.05.2024	166,2276	100,6190	201,8867	203,4157	174,5843	146,5278
20.05.2024	166,9612	100,8840	202,4276	203,6032	174,6542	146,3948
19.05.2024	166,7251	100,7413	202,1413	203,2538	174,4941	146,3938
18.05.2024	166,7251	100,7413	202,1413	203,2538	174,4941	146,3938
17.05.2024	166,7251	100,7413	202,1413	203,2538	174,4941	146,3938
16.05.2024	167,0050	100,9472	202,4556	202,7526	174,3387	146,4155
15.05.2024	167,8765	101,1681	204,4225	202,2549	174,2195	146,4755
14.05.2024	166,6340	100,7389	202,6190	201,4412	173,7952	146,3264
13.05.2024	166,6453	100,8947	202,5908	200,8318	173,5701	146,2988
12.05.2024	168,0693	101,4714	204,5245	201,0230	173,7696	146,3748
11.05.2024	168,0693	101,4714	204,5245	201,0230	173,7696	146,3748
10.05.2024	168,0693	101,4714	204,5245	201,0230	173,7696	146,3748
09.05.2024	167,2333	101,6041	201,8702	200,2450	173,5014	146,3961
08.05.2024	167,3452	101,9815	201,8338	200,0084	173,4369	146,3471
07.05.2024	167,3452	101,9815	201,8338	200,0084	173,4369	146,3471
06.05.2024	166,0331	101,7907	198,3973	199,2632	173,1226	146,2823
05.05.2024	165,0855	101,8001	196,7986	198,0569	172,6055	146,1604
04.05.2024	165,0855	101,8001	196,7986	198,0569	172,6055	146,1604
03.05.2024	165,0855	101,8001	196,7986	198,0569	172,6055	146,1604
02.05.2024	164,7143	101,8386	196,5324	197,2040	172,1810	145,9623
01.05.2024	164,7497	101,9108	197,3713	196,4153	171,8281	145,8526
30.04.2024	164,7497	101,9108	197,3713	196,4153	171,8281	145,8526
31.03.2024	169,6303	103,3190	204,7406	197,1503	172,2320	145,7385
29.02.2024	166,1078	102,6299	197,9084	191,0177	169,4443	144,9192
31.01.2024	157,1204	101,4921	185,8214	187,0270	167,1974	143,8548
31.12.2023	152,9816	100,8767	183,7420	188,8050	167,0273	143,0040
30.11.2023	144,5786	96,8048	174,7898	181,2575	162,9231	141,0022
31.10.2023	135,6634	96,0744	160,8134	172,1593	159,2164	140,0919
30.09.2023	137,9404	94,9215	168,2406	175,8437	159,9439	139,5102
31.08.2023	139,7008	94,6831	172,3175	178,9654	160,3046	138,5657
31.07.2023	141,6021	93,7471	176,3112	183,4401	161,4306	138,1936
30.06.2023	138,7628	92,6139	172,3257	177,2244	158,4591	136,8446
31.05.2023	136,7911	93,0610	168,7332	170,9150	155,2237	135,4073
30.04.2023	132,9667	91,9471	169,6607	173,8015	155,8138	134,7065
31.03.2023	132,0300	91,6114	166,7338	172,7172	155,3989	134,7552
28.02.2023	131,1140	90,6262	166,2497	172,9665	155,2222	134,6063
31.01.2023	133,2965	93,1672	165,7671	177,3893	156,8463	134,3503
31.12.2022	128,4999	93,1955	153,8870	167,5480	152,9809	133,4482
30.11.2022	135,2809	95,6801	161,3907	170,0310	153,5127	133,2367
31.10.2022	130,3275	94,2283	150,3717	157,6424	147,1062	131,1152
30.09.2022	126,9441	94,4423	137,7146	153,2411	145,5917	131,2668
31.08.2022	133,5336	97,7888	146,1697	164,4647	150,1254	131,4882

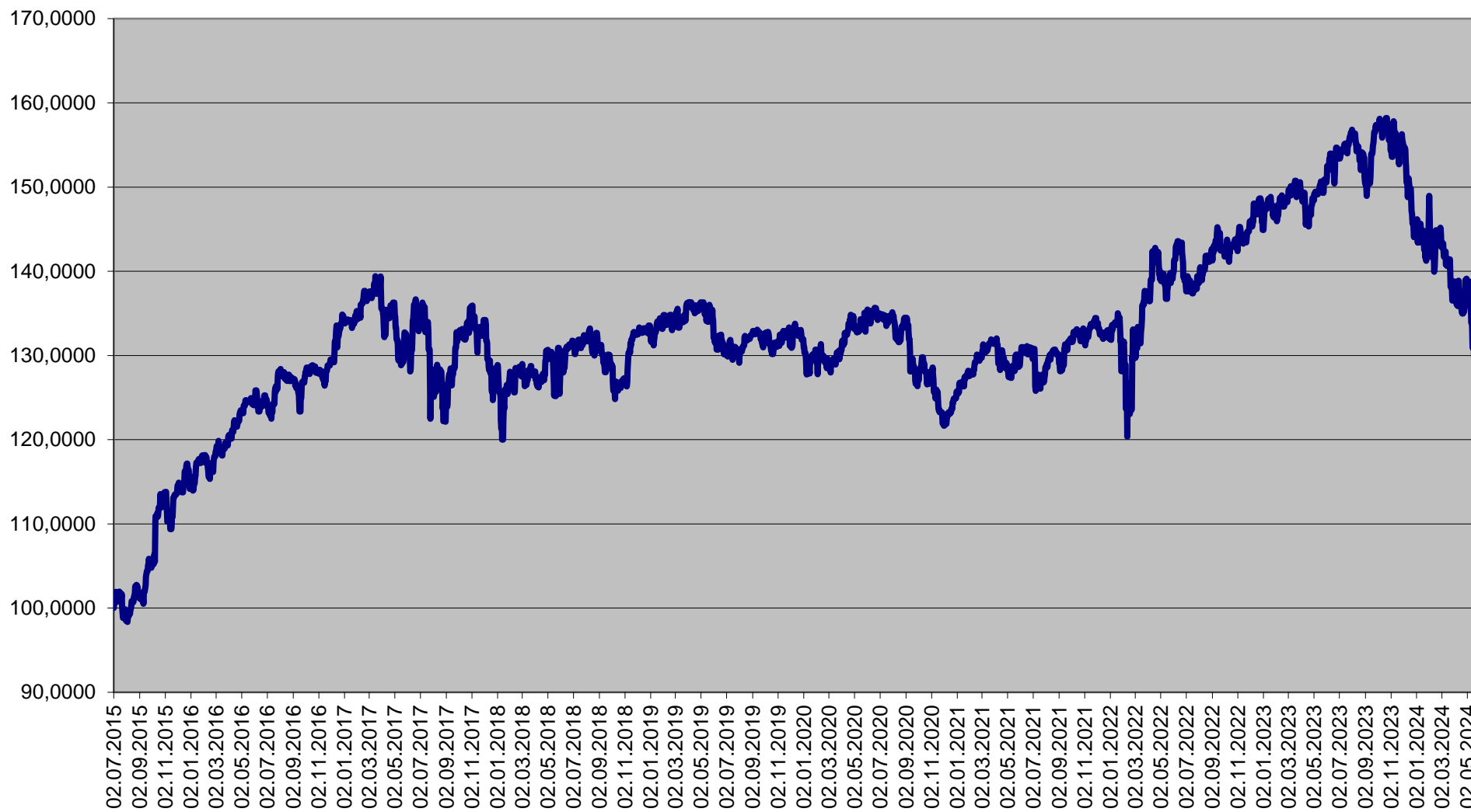
Ceny podílových jednotek
Investiční životní pojištění

Datum	Garantovaný	Garantovaný 2015	Garantovaný 2016
31.05.2024	116,7093	107,2921	106,9496
30.05.2024	116,7048	107,2898	106,9469
29.05.2024	116,7004	107,2874	106,9443
28.05.2024	116,6960	107,2851	106,9417
27.05.2024	116,6915	107,2827	106,9391
26.05.2024	116,6782	107,2757	106,9312
25.05.2024	116,6782	107,2757	106,9312
24.05.2024	116,6782	107,2757	106,9312
23.05.2024	116,6738	107,2734	106,9286
22.05.2024	116,6693	107,2710	106,9260
21.05.2024	116,6649	107,2687	106,9233
20.05.2024	116,6605	107,2664	106,9207
19.05.2024	116,6471	107,2593	106,9128
18.05.2024	116,6471	107,2593	106,9128
17.05.2024	116,6471	107,2593	106,9128
16.05.2024	116,6427	107,2570	106,9102
15.05.2024	116,6383	107,2547	106,9076
14.05.2024	116,6338	107,2523	106,9050
13.05.2024	116,6294	107,2500	106,9024
12.05.2024	116,6161	107,2430	106,8945
11.05.2024	116,6161	107,2430	106,8945
10.05.2024	116,6161	107,2430	106,8945
09.05.2024	116,6116	107,2406	106,8919
08.05.2024	116,6028	107,2360	106,8866
07.05.2024	116,6028	107,2360	106,8866
06.05.2024	116,5983	107,2336	106,8840
05.05.2024	116,5850	107,2266	106,8761
04.05.2024	116,5850	107,2266	106,8761
03.05.2024	116,5850	107,2266	106,8761
02.05.2024	116,5806	107,2243	106,8735
01.05.2024	116,5717	107,2196	106,8683
30.04.2024	116,5717	107,2196	106,8683
31.03.2024	116,4254	107,1425	106,7818
29.02.2024	116,3015	107,0771	106,7086
31.01.2024	116,1732	107,0094	106,6327
31.12.2023	116,0300	106,9337	106,5480
30.11.2023	115,9020	106,8661	106,4722
31.10.2023	115,7697	106,7962	106,3939
30.09.2023	115,6288	106,7216	106,3104
31.08.2023	115,5012	106,6542	106,2348
31.07.2023	115,3650	106,5820	106,1540
30.06.2023	115,2289	106,5100	106,0733
31.05.2023	115,0974	106,4403	105,9953
30.04.2023	114,9529	106,3637	105,9095
31.03.2023	114,8305	106,2988	105,8368
28.02.2023	114,6951	106,2269	105,7564
31.01.2023	114,5729	106,1620	105,6837
31.12.2022	114,4324	106,0874	105,6002
30.11.2022	114,3018	106,0180	105,5225
31.10.2022	114,1714	105,9486	105,4449
30.09.2022	114,0368	105,8770	105,3648
31.08.2022	113,9067	105,8078	105,2873

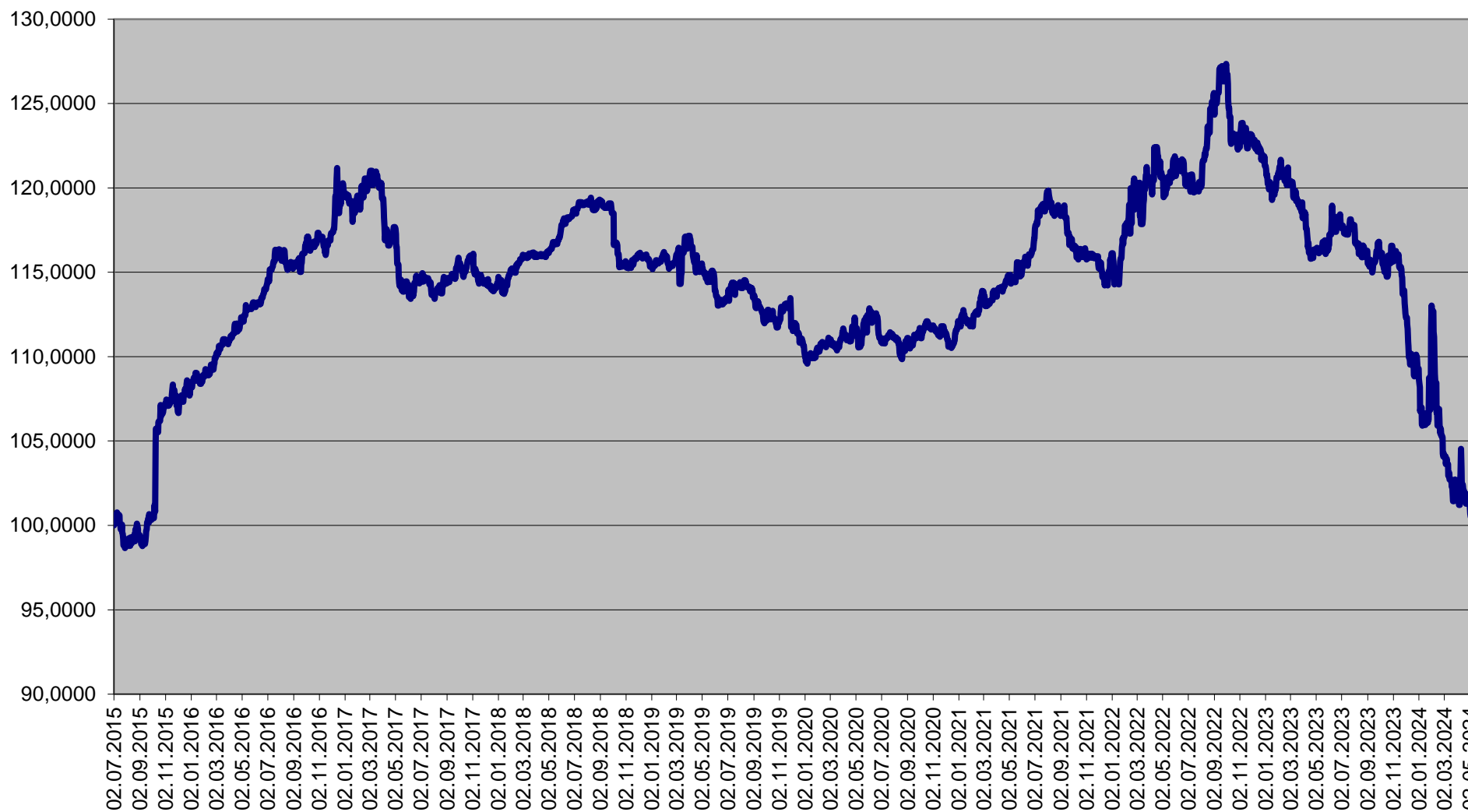
Finanční fond MEAG ProInvest

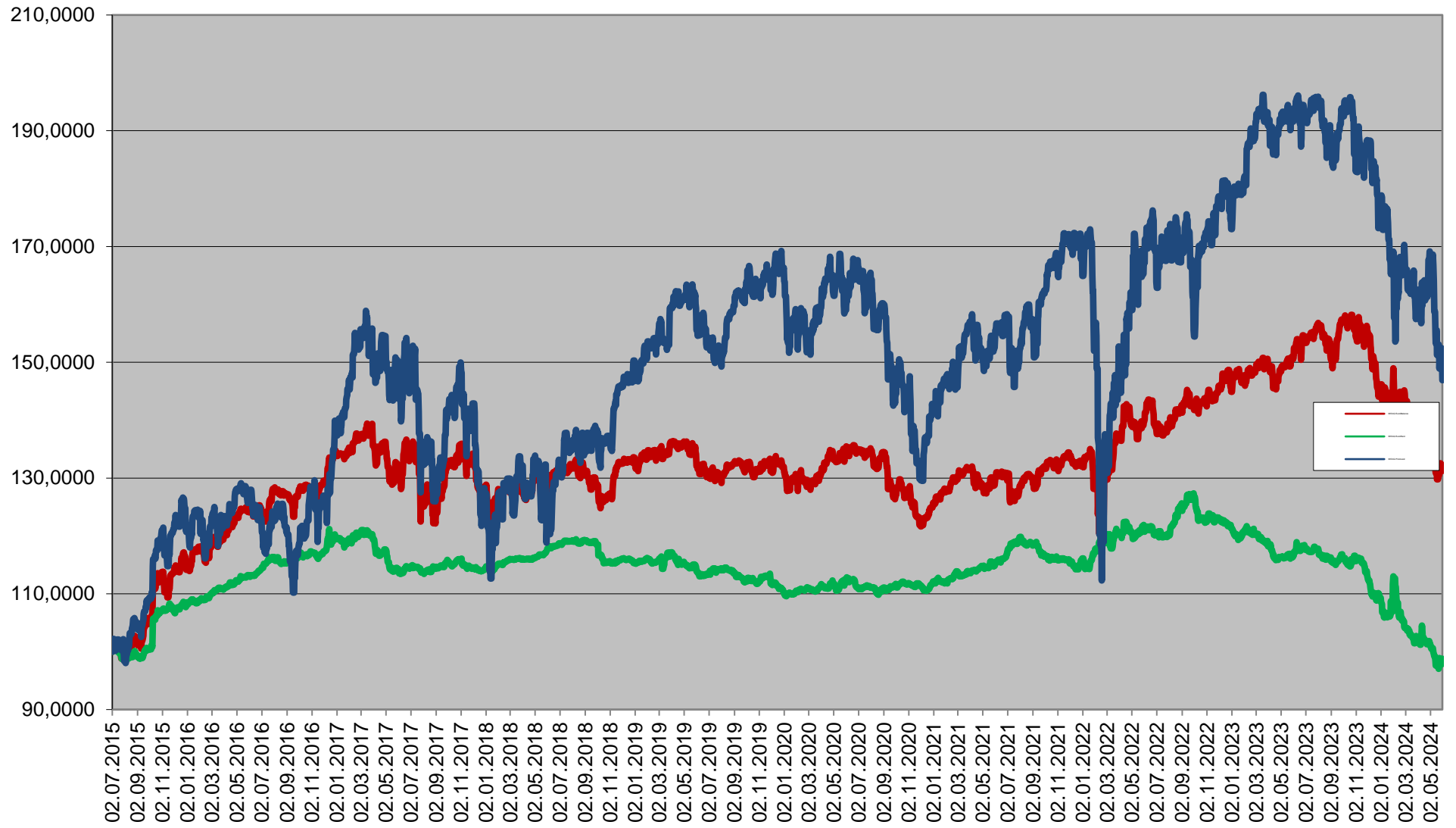


Finanční fond MEAG EuroBalance

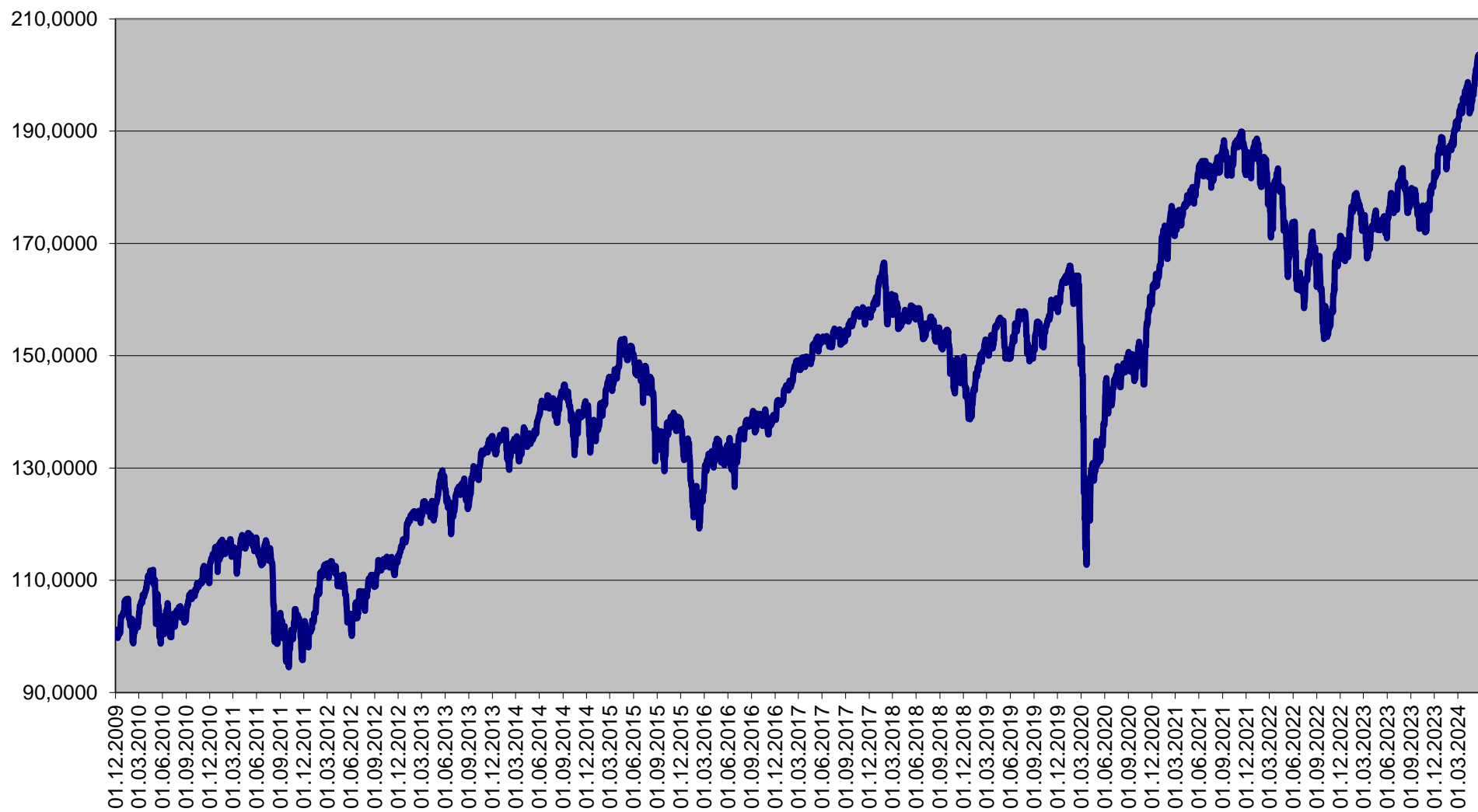


Finanční fond MEAG EuroRent

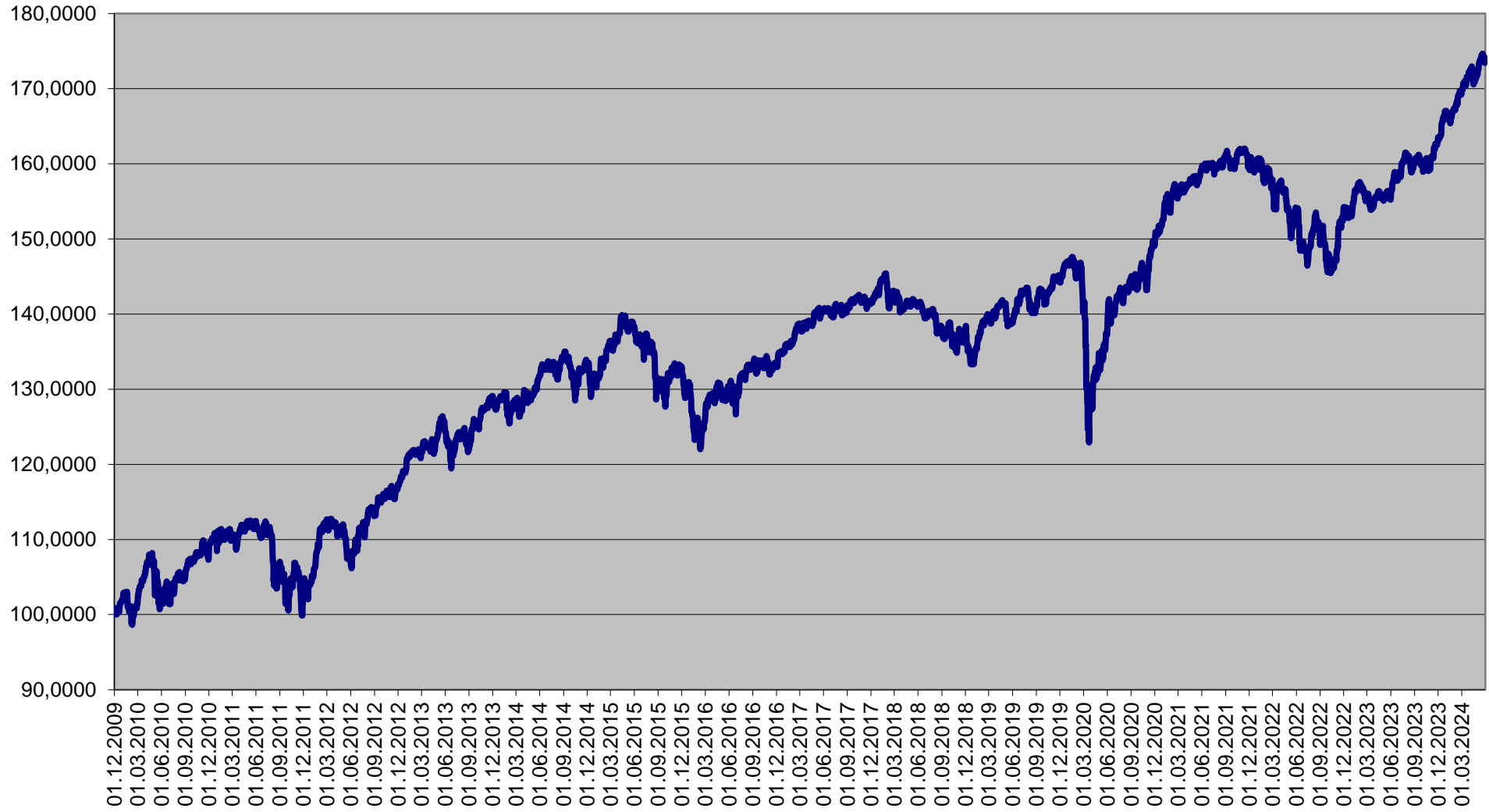




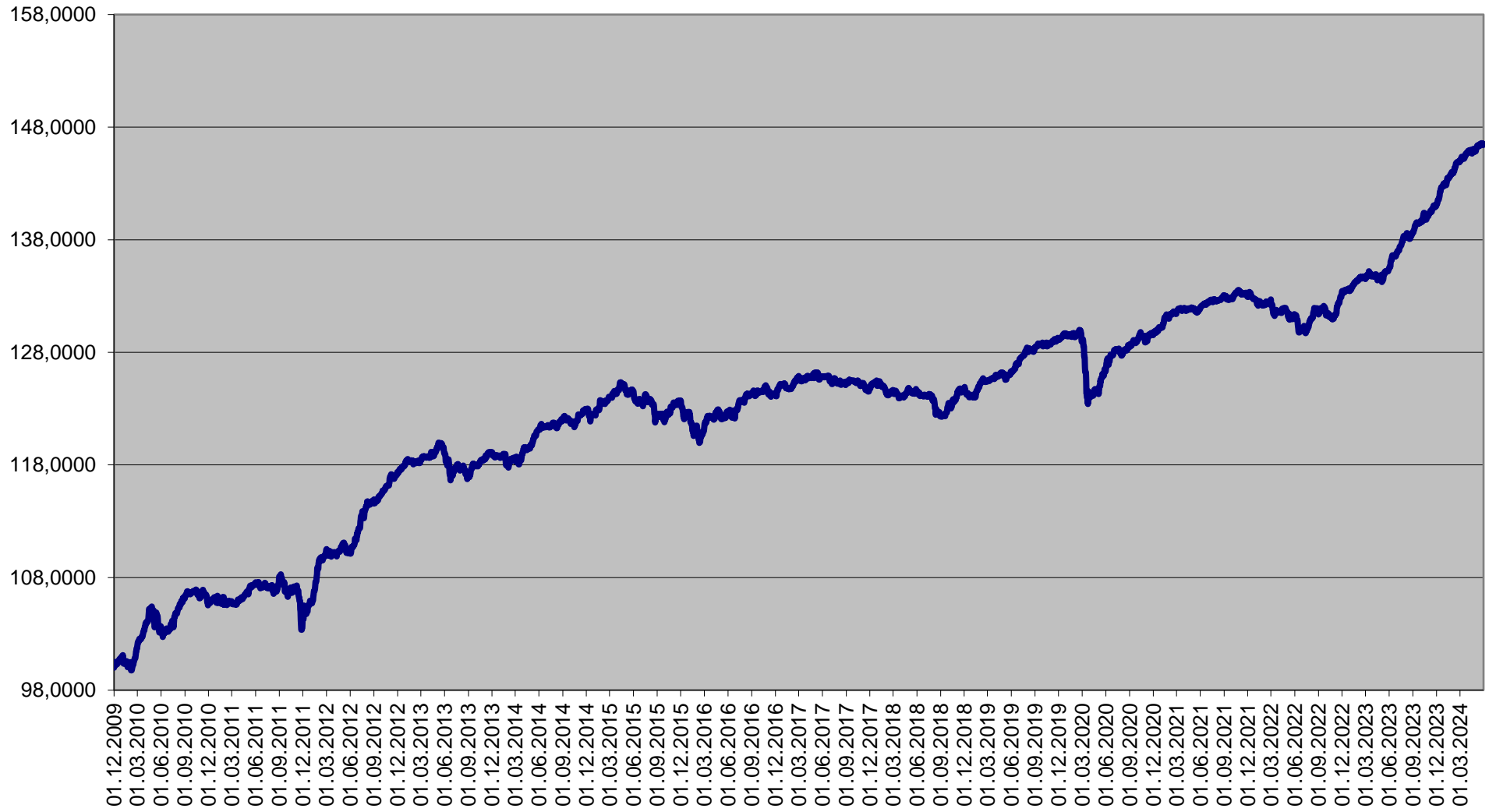
Dynamická strategie

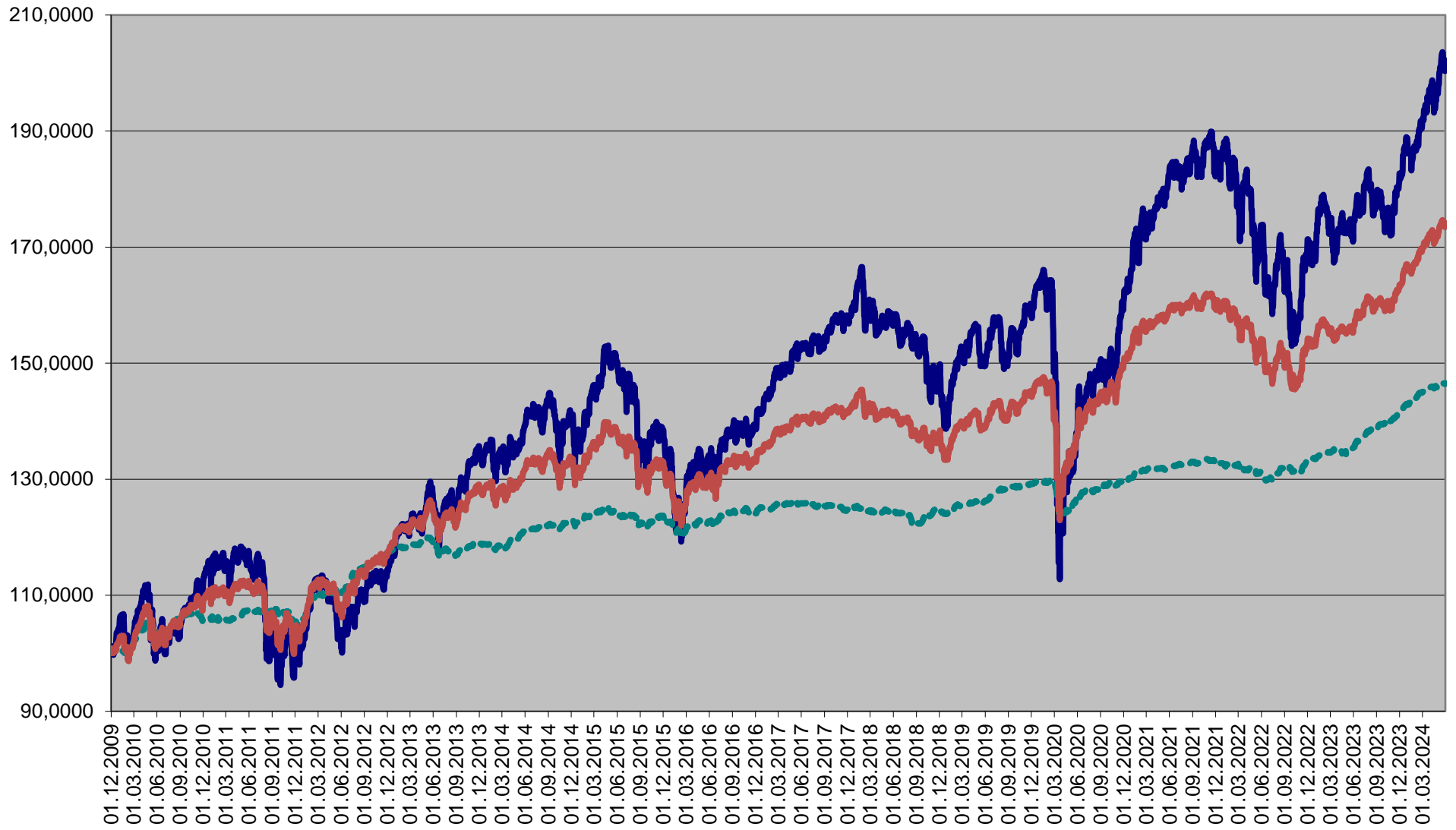


Vyvážená strategie

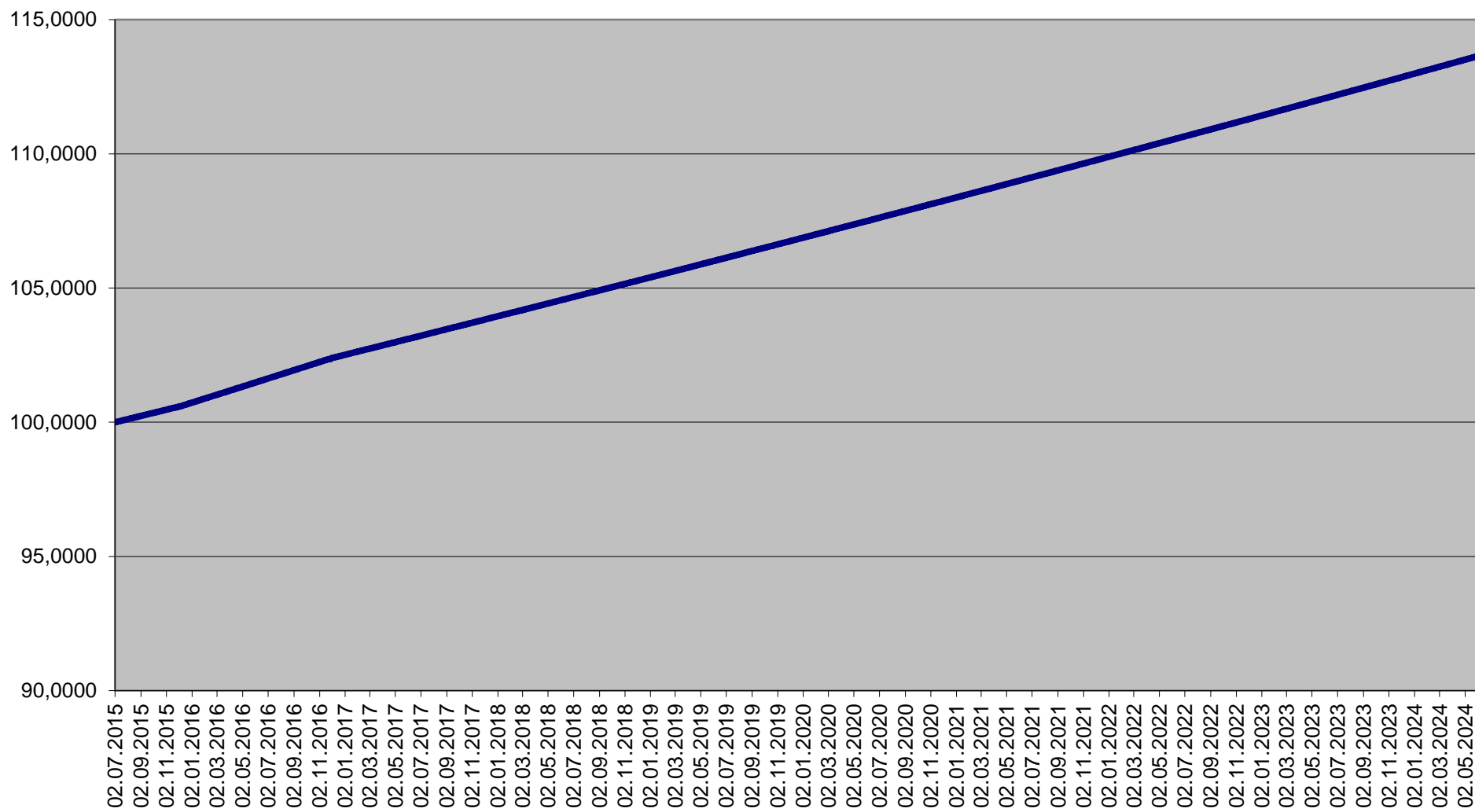


Konzervativní strategie

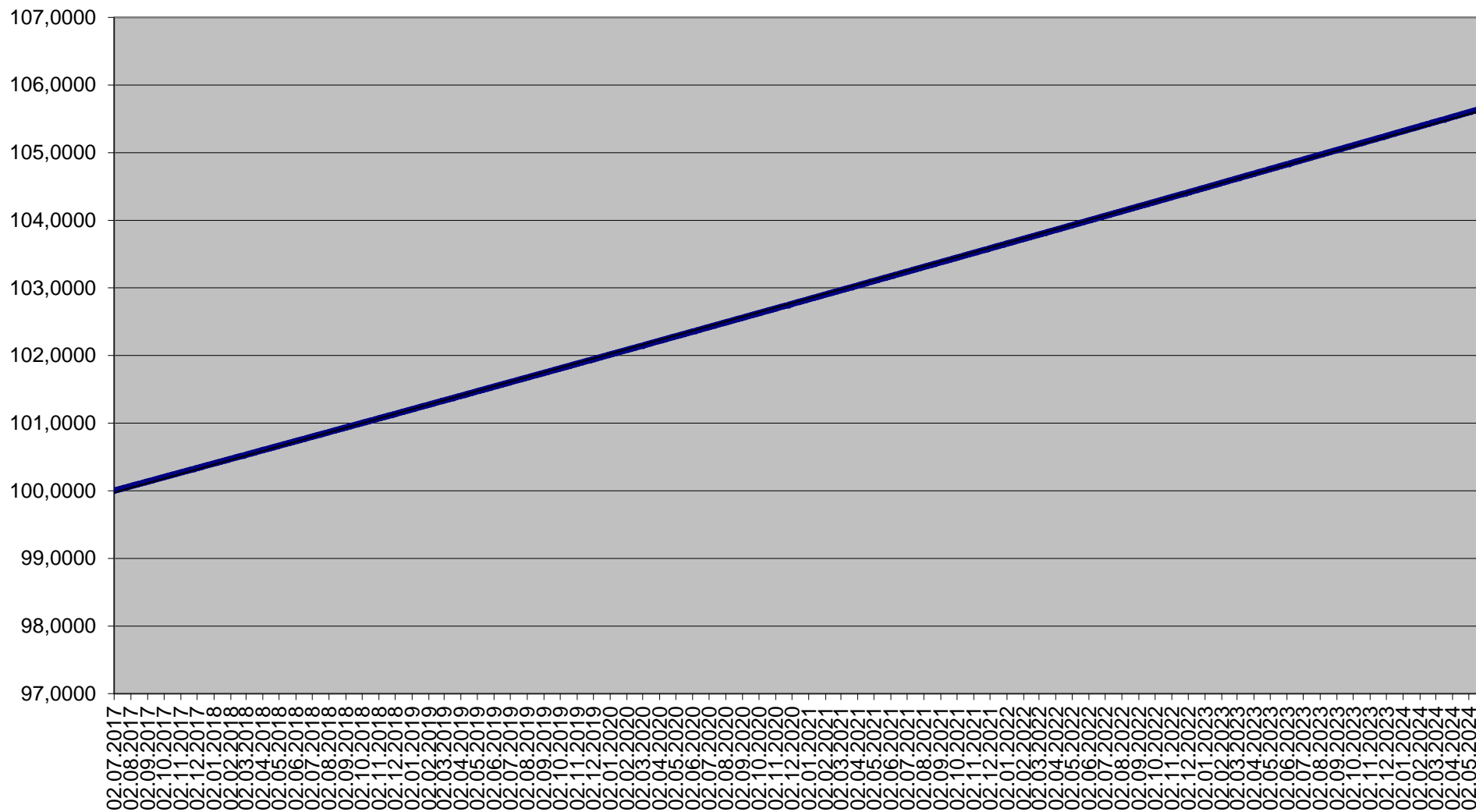




Garantovaný fond



Garantovaný fond 2015



Garantovaný fond 2016

