

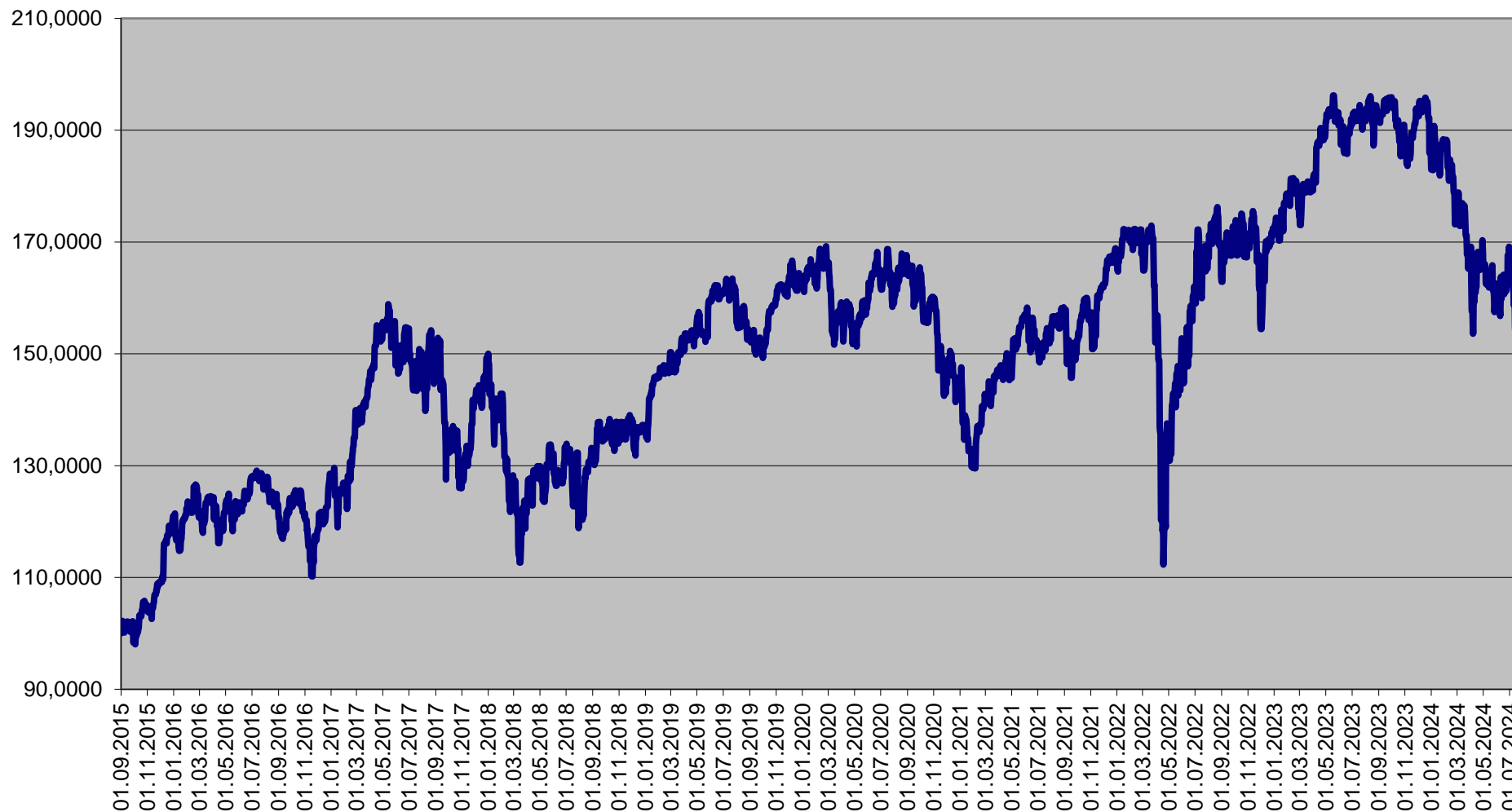
Ceny podílových jednotek
Investiční životní pojištění

Datum	Fond			Strategie		
	MEAG EuroBalance	MEAG EuroRent	MEAG Proinvest	Dynamická (Conseq)	Vyvážená (Conseq)	Konzervativní (Conseq)
31.07.2024	171,3919	105,4266	203,4217	204,8852	177,2135	149,0155
30.07.2024	169,8298	105,0076	201,7029	203,2913	176,6121	149,0019
29.07.2024	169,4778	104,7442	199,9702	203,2602	176,5138	148,9042
28.07.2024	169,5882	104,5713	200,8613	203,3239	176,4259	148,7370
27.07.2024	169,5882	104,5713	200,8613	203,3239	176,4259	148,7370
26.07.2024	169,5882	104,5713	200,8613	203,3239	176,4259	148,7370
25.07.2024	168,5363	104,4939	199,3264	202,3060	175,9486	148,5827
24.07.2024	169,9712	104,6839	201,1319	203,4737	176,5067	148,7522
23.07.2024	171,5381	104,4164	202,7519	204,6388	176,8103	148,6538
22.07.2024	169,8517	103,7248	200,6280	204,9119	176,7182	148,5082
21.07.2024	168,6841	103,8841	198,0950	204,5359	176,5025	148,3829
20.07.2024	168,6841	103,8841	198,0950	204,5359	176,5025	148,3829
19.07.2024	168,6841	103,8841	198,0950	204,5359	176,5025	148,3829
18.07.2024	169,6690	104,1412	200,4170	205,8777	177,0190	148,4294
17.07.2024	170,4265	104,1053	201,3451	206,4551	177,2446	148,4654
16.07.2024	173,0008	104,3934	202,8472	207,4964	177,7487	148,6045
15.07.2024	173,4699	104,5058	203,9954	207,4878	177,7811	148,5942
14.07.2024	173,5818	104,0791	205,0519	207,6233	177,7294	148,5037
13.07.2024	173,5818	104,0791	205,0519	207,6233	177,7294	148,5037
12.07.2024	173,5818	104,0791	205,0519	207,6233	177,7294	148,5037
11.07.2024	172,7957	104,2386	203,0717	206,5302	177,3134	148,4495
10.07.2024	172,8209	103,9906	201,8908	205,0422	176,7007	148,2934
09.07.2024	170,6000	103,2448	198,9734	203,8378	176,0538	148,0802
08.07.2024	170,9750	103,0711	201,5351	203,8659	175,9492	147,9717
07.07.2024	170,2629	102,7027	201,2202	203,7324	175,8581	147,9239
06.07.2024	170,2629	102,7027	201,2202	203,7324	175,8581	147,9239
05.07.2024	170,2629	102,7027	201,2202	203,7324	175,8581	147,9239
04.07.2024	170,2629	102,7027	201,2202	203,7324	175,8581	147,9239
03.07.2024	170,3467	102,9454	200,5423	202,9563	175,6087	147,9067
02.07.2024	169,2259	102,7147	198,2841	201,3343	174,9250	147,7689
01.07.2024	168,2266	101,9707	198,3996	201,3992	174,7607	147,6235
30.06.2024	167,9911	102,0802	197,1979	201,5554	174,8073	147,6338
31.05.2024	164,6483	100,3130	200,0045	200,8392	173,6564	146,4897
30.04.2024	164,7497	101,9108	197,3713	196,4153	171,8281	145,8526
31.03.2024	169,6303	103,3190	204,7406	197,1503	172,2320	145,7385
29.02.2024	166,1078	102,6299	197,9084	191,0177	169,4443	144,9192
31.01.2024	157,1204	101,4921	185,8214	187,0270	167,1974	143,8548
31.12.2023	152,9816	100,8767	183,7420	188,8050	167,0273	143,0040
30.11.2023	144,5786	96,8048	174,7898	181,2575	162,9231	141,0022
31.10.2023	135,6634	96,0744	160,8134	172,1593	159,2164	140,0919
30.09.2023	137,9404	94,9215	168,2406	175,8437	159,9439	139,5102
31.08.2023	139,7008	94,6831	172,3175	178,9654	160,3046	138,5657
31.07.2023	141,6021	93,7471	176,3112	183,4401	161,4306	138,1936
30.06.2023	138,7628	92,6139	172,3257	177,2244	158,4591	136,8446
31.05.2023	136,7911	93,0610	168,7332	170,9150	155,2237	135,4073
30.04.2023	132,9667	91,9471	169,6607	173,8015	155,8138	134,7065
31.03.2023	132,0300	91,6114	166,7338	172,7172	155,3989	134,7552
28.02.2023	131,1140	90,6262	166,2497	172,9665	155,2222	134,6063
31.01.2023	133,2965	93,1672	165,7671	177,3893	156,8463	134,3503
31.12.2022	128,4999	93,1955	153,8870	167,5480	152,9809	133,4482
30.11.2022	135,2809	95,6801	161,3907	170,0310	153,5127	133,2367
31.10.2022	130,3275	94,2283	150,3717	157,6424	147,1062	131,1152

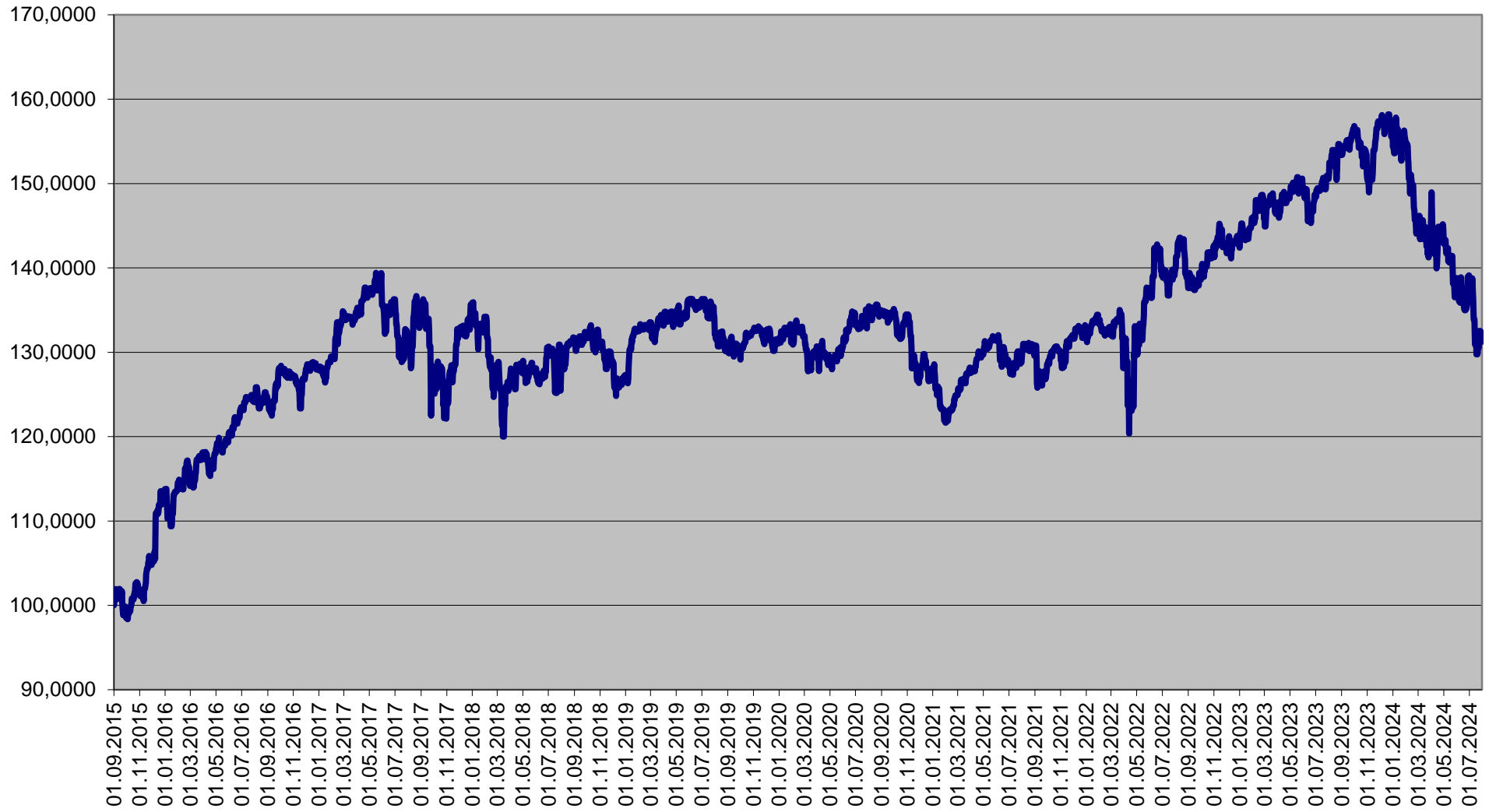
Ceny podílových jednotek
Investiční životní pojištění

Datum	Garantovaný	Garantovaný 2015	Garantovaný 2016
31.07.2024	116,9805	107,4349	107,1096
30.07.2024	116,9760	107,4326	107,1070
29.07.2024	116,9716	107,4302	107,1044
28.07.2024	116,9582	107,4232	107,0965
27.07.2024	116,9582	107,4232	107,0965
26.07.2024	116,9582	107,4232	107,0965
25.07.2024	116,9538	107,4209	107,0939
24.07.2024	116,9493	107,4185	107,0913
23.07.2024	116,9449	107,4162	107,0886
22.07.2024	116,9404	107,4138	107,0860
21.07.2024	116,9271	107,4068	107,0781
20.07.2024	116,9271	107,4068	107,0781
19.07.2024	116,9271	107,4068	107,0781
18.07.2024	116,9226	107,4045	107,0755
17.07.2024	116,9182	107,4021	107,0729
16.07.2024	116,9137	107,3998	107,0703
15.07.2024	116,9093	107,3974	107,0676
14.07.2024	116,8959	107,3904	107,0597
13.07.2024	116,8959	107,3904	107,0597
12.07.2024	116,8959	107,3904	107,0597
11.07.2024	116,8915	107,3881	107,0571
10.07.2024	116,8870	107,3857	107,0545
09.07.2024	116,8826	107,3834	107,0519
08.07.2024	116,8782	107,3810	107,0492
07.07.2024	116,8604	107,3717	107,0388
06.07.2024	116,8604	107,3717	107,0388
05.07.2024	116,8604	107,3717	107,0388
04.07.2024	116,8604	107,3717	107,0388
03.07.2024	116,8559	107,3693	107,0361
02.07.2024	116,8515	107,3670	107,0335
01.07.2024	116,8470	107,3646	107,0309
30.06.2024	116,8337	107,3576	107,0230
31.05.2024	116,7093	107,2921	106,9496
30.04.2024	116,5717	107,2196	106,8683
31.03.2024	116,4254	107,1425	106,7818
29.02.2024	116,3015	107,0771	106,7086
31.01.2024	116,1732	107,0094	106,6327
31.12.2023	116,0300	106,9337	106,5480
30.11.2023	115,9020	106,8661	106,4722
31.10.2023	115,7697	106,7962	106,3939
30.09.2023	115,6288	106,7216	106,3104
31.08.2023	115,5012	106,6542	106,2348
31.07.2023	115,3650	106,5820	106,1540
30.06.2023	115,2289	106,5100	106,0733
31.05.2023	115,0974	106,4403	105,9953
30.04.2023	114,9529	106,3637	105,9095
31.03.2023	114,8305	106,2988	105,8368
28.02.2023	114,6951	106,2269	105,7564
31.01.2023	114,5729	106,1620	105,6837
31.12.2022	114,4324	106,0874	105,6002
30.11.2022	114,3018	106,0180	105,5225
31.10.2022	114,1714	105,9486	105,4449

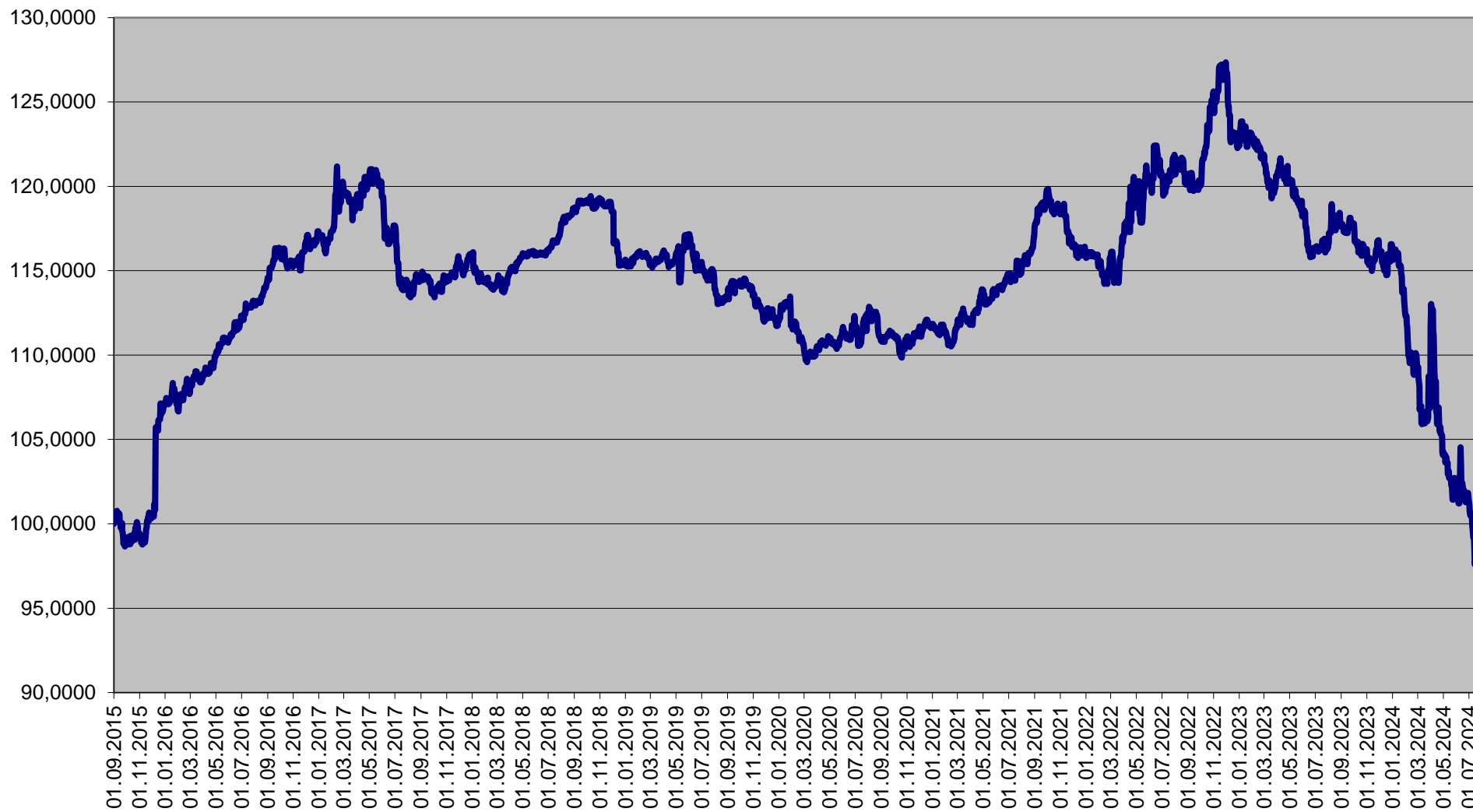
Finanční fond MEAG ProInvest

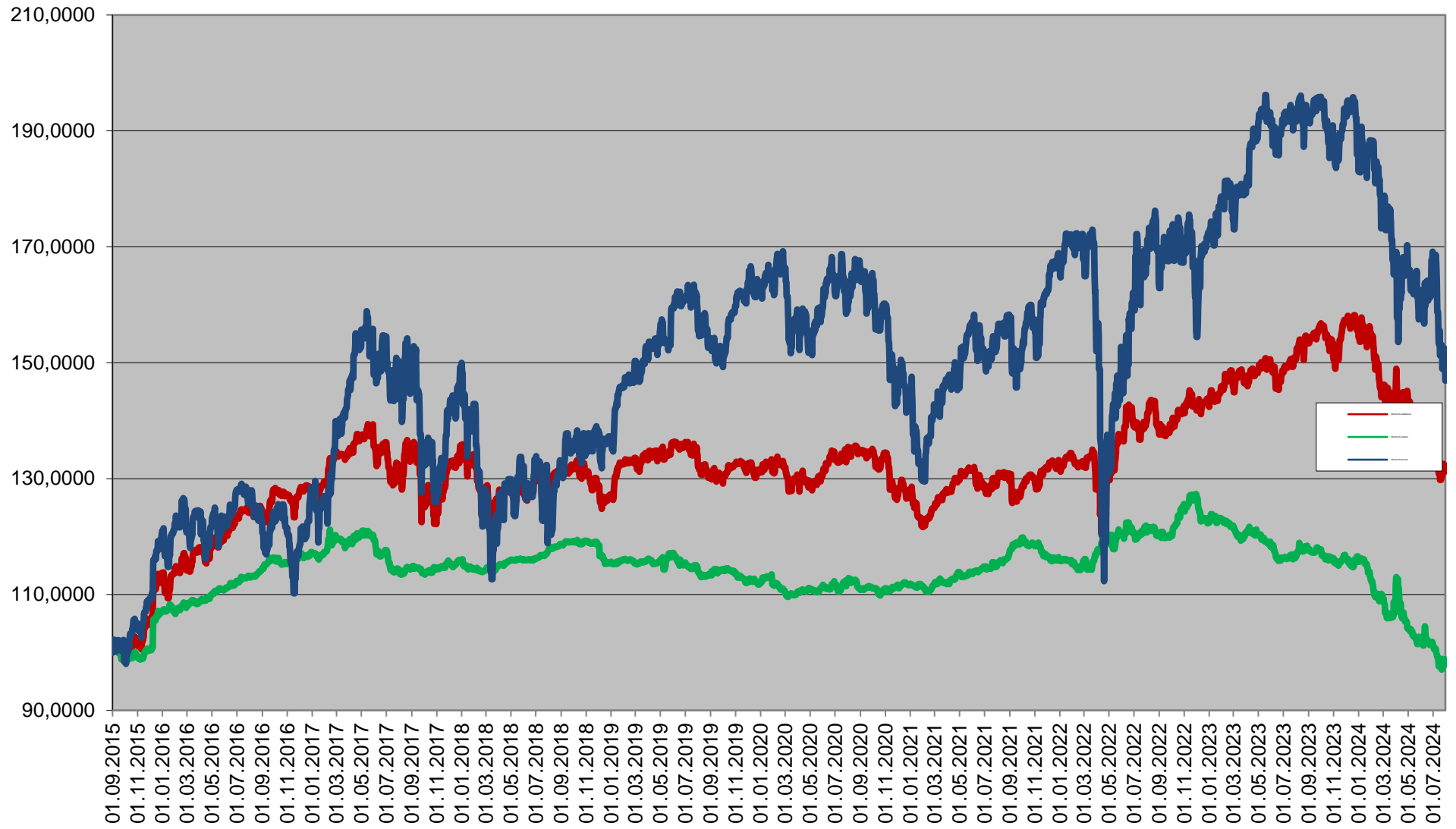


Finanční fond MEAG EuroBalance

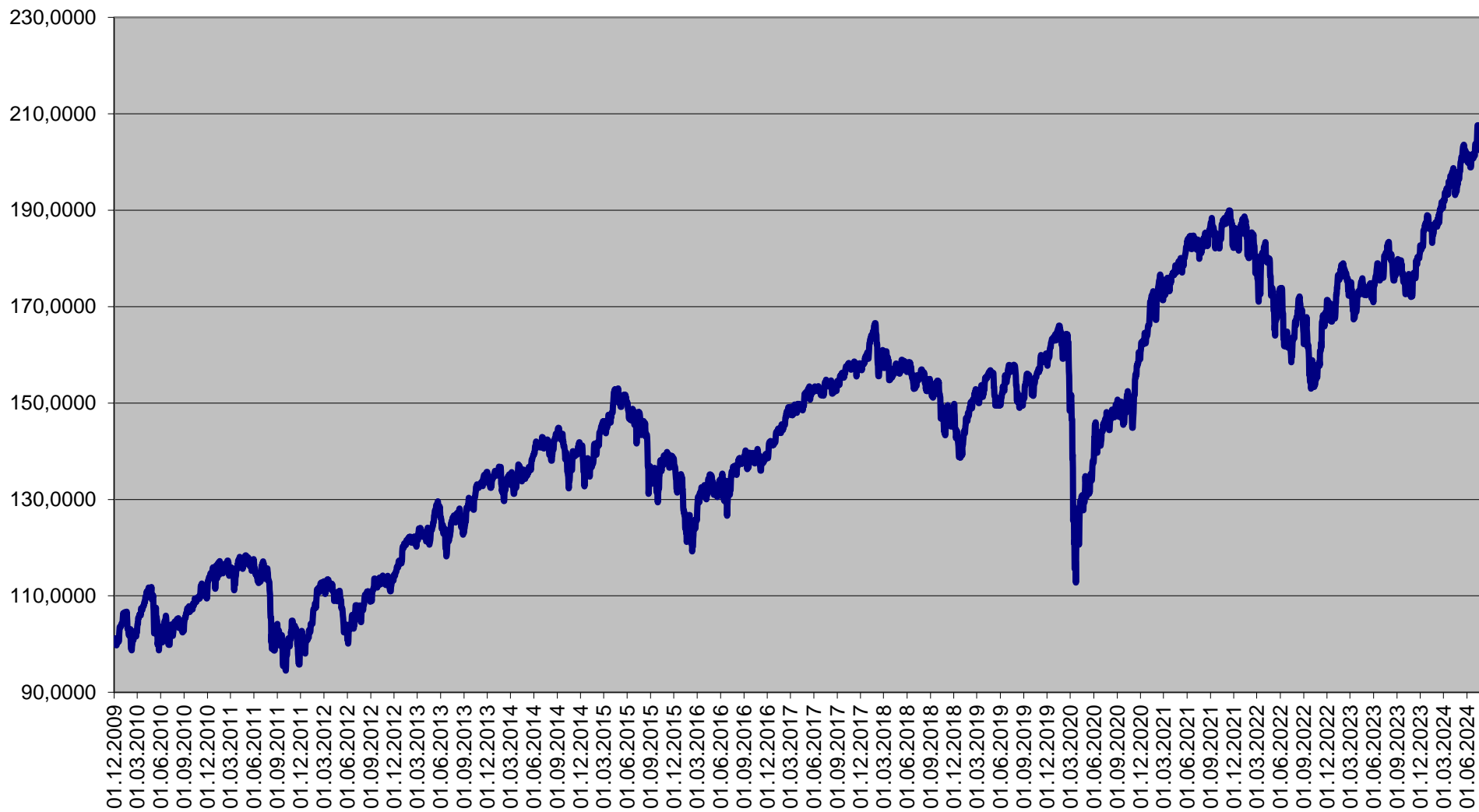


Finanční fond MEAG EuroRent

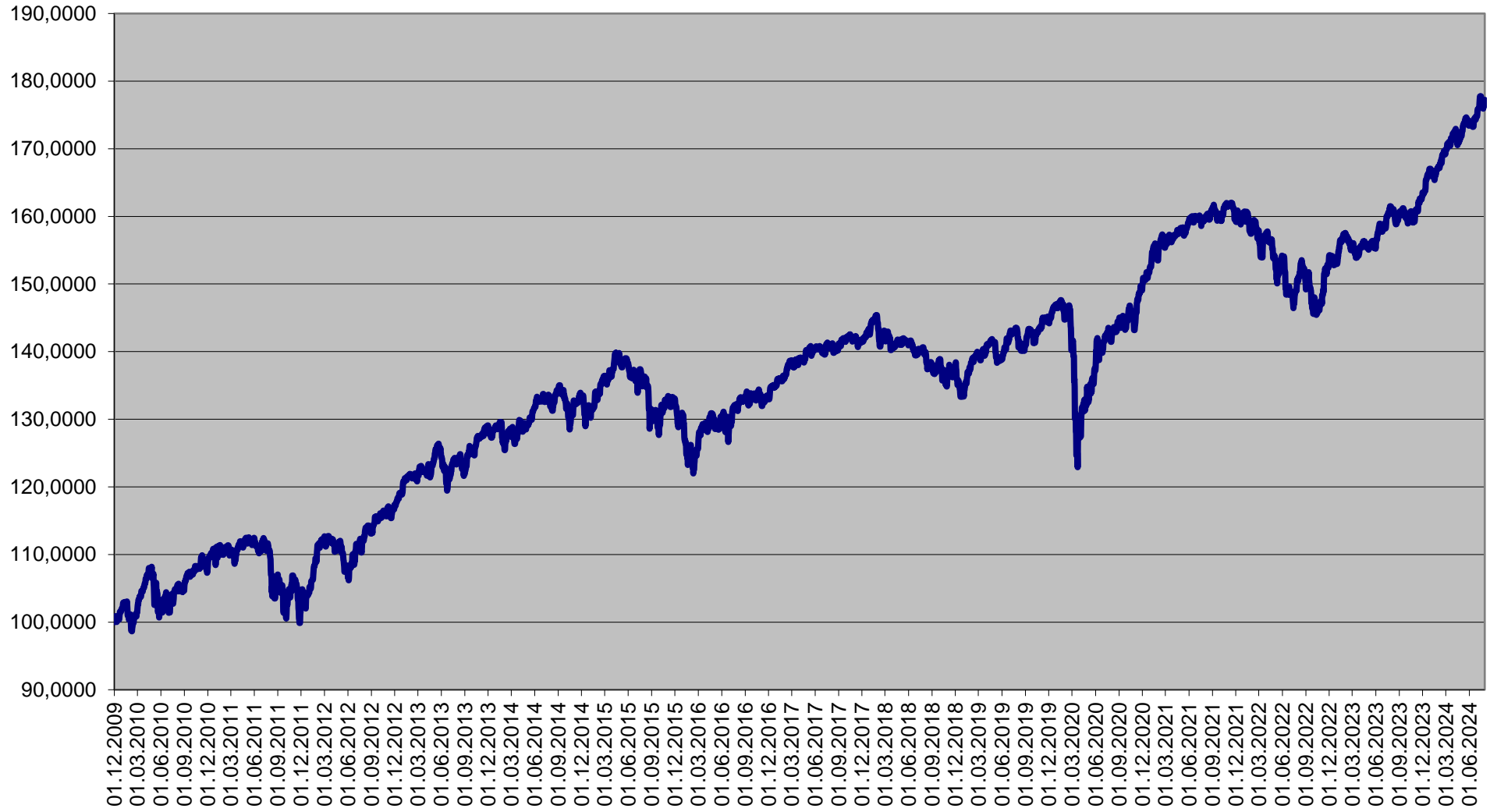




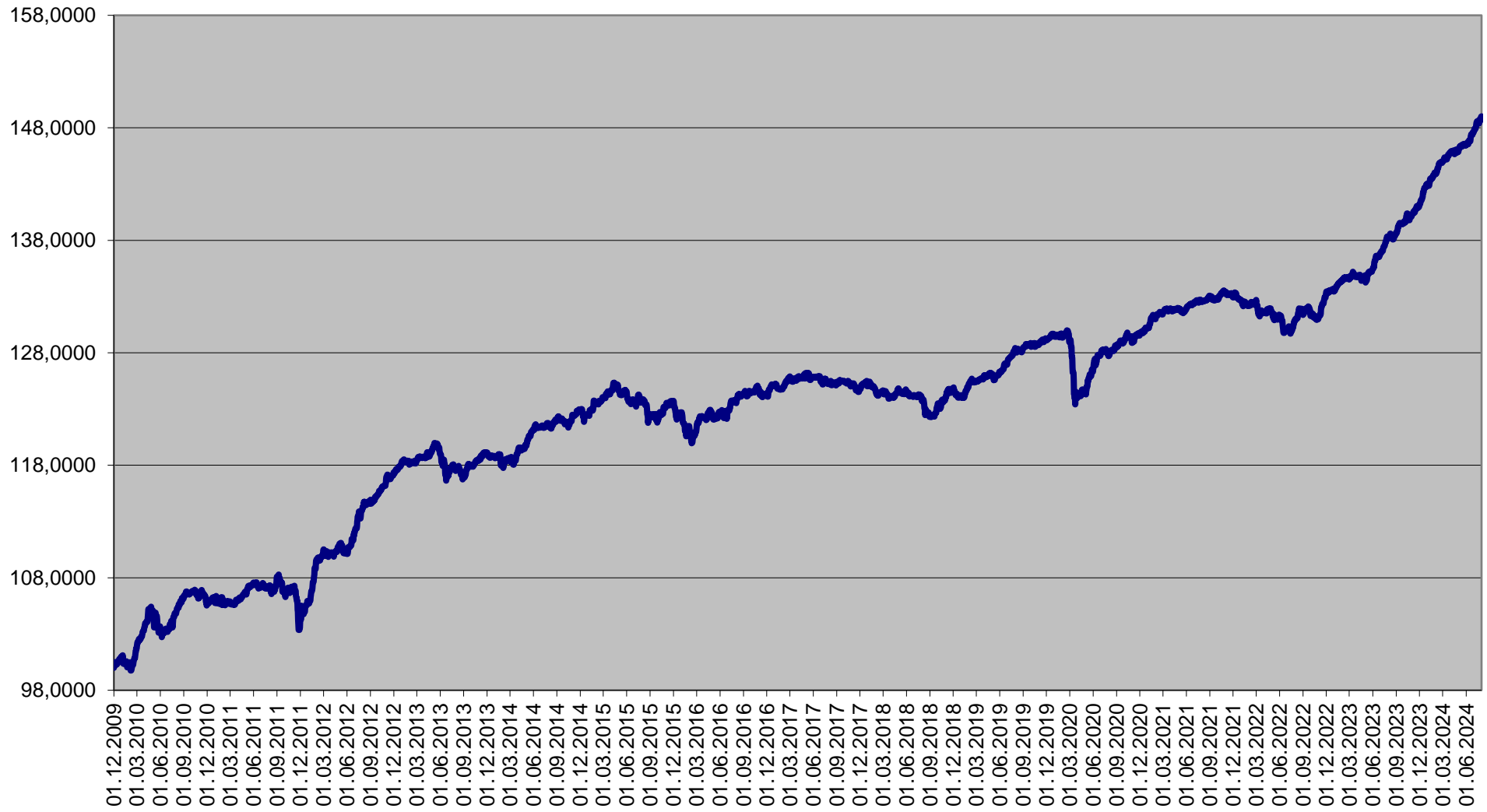
Dynamická strategie

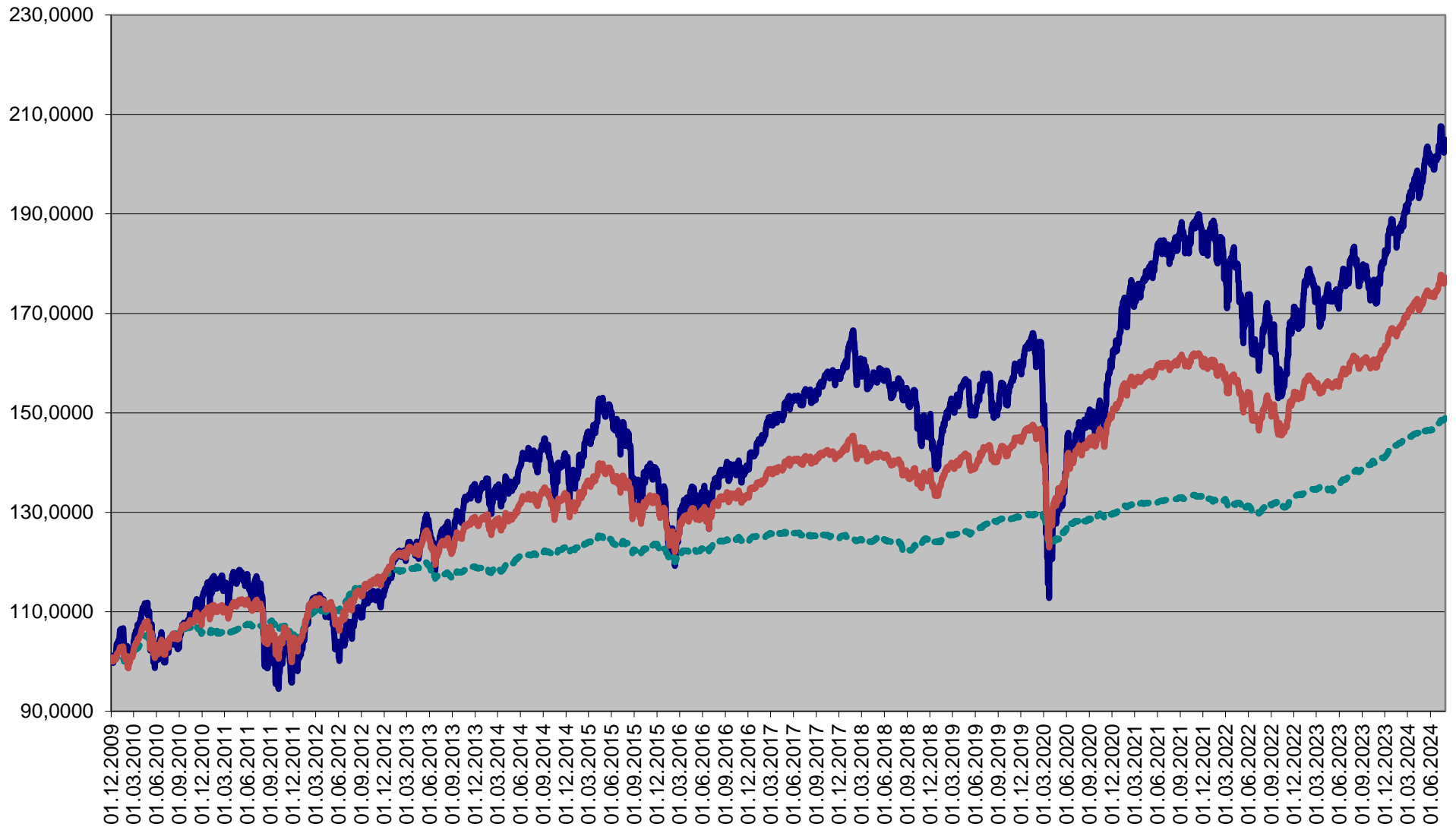


Vyvážená strategie

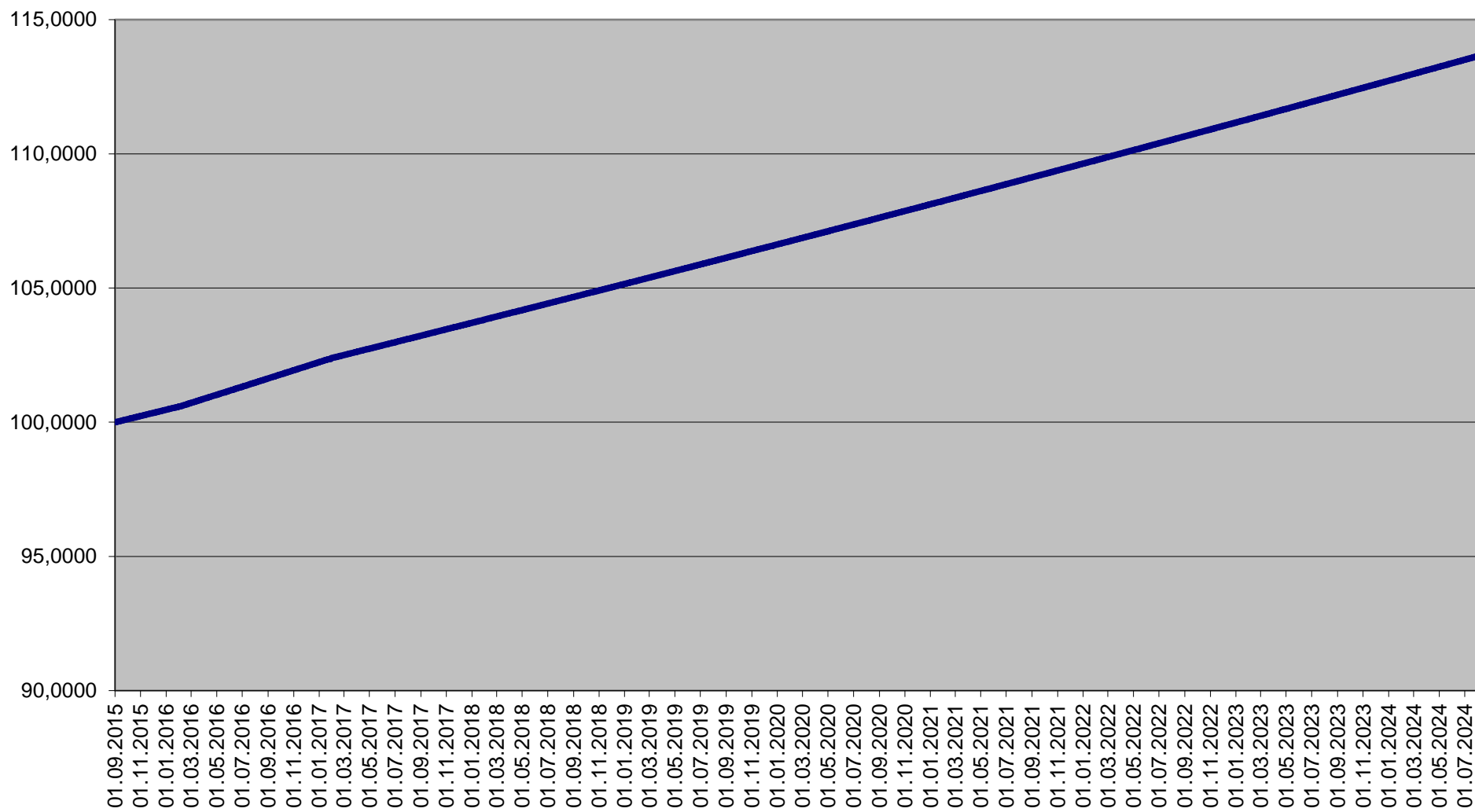


Konzervativní strategie

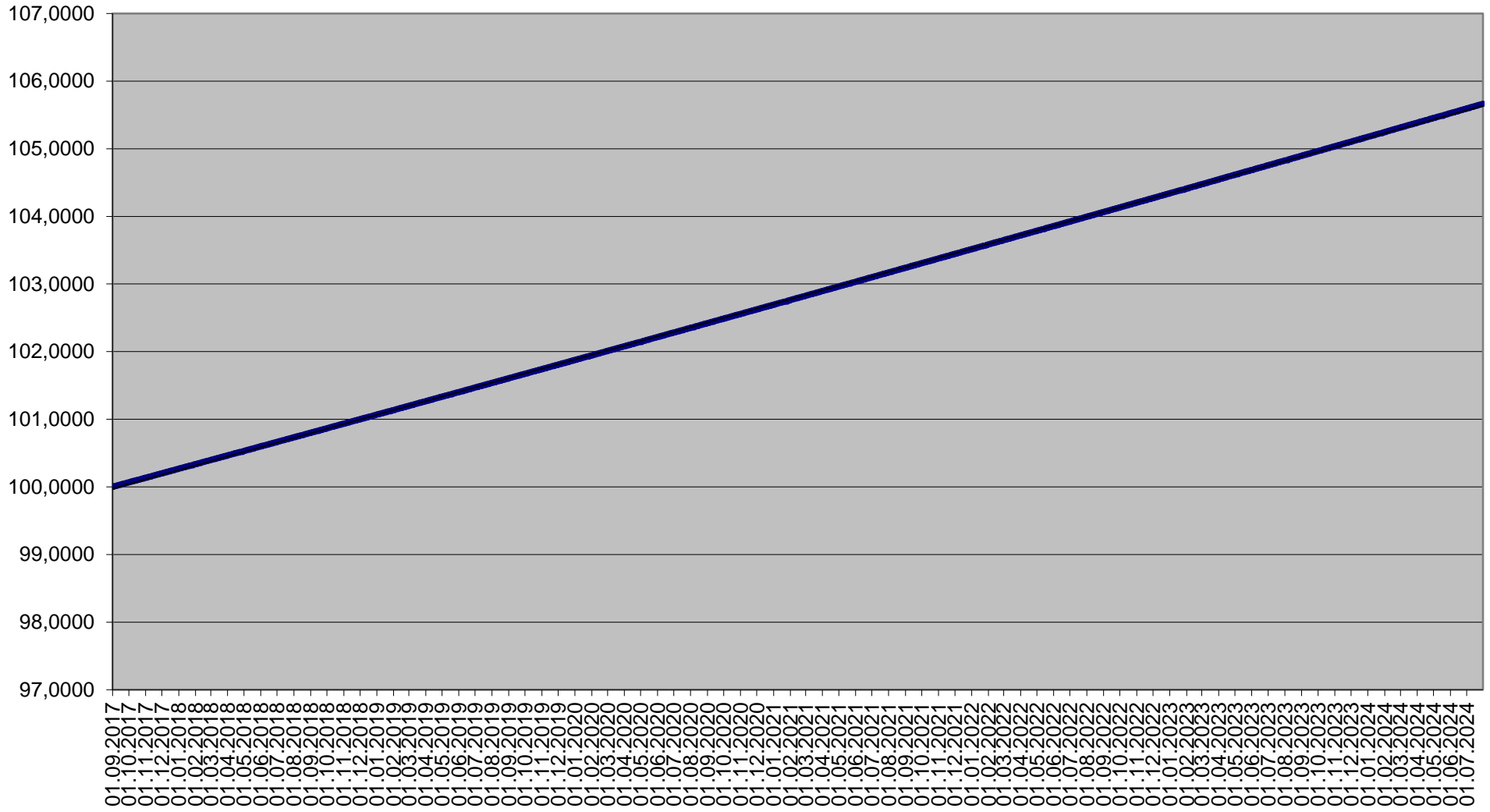




Garantovaný fond



Garantovaný fond 2015



Garantovaný fond 2016

