

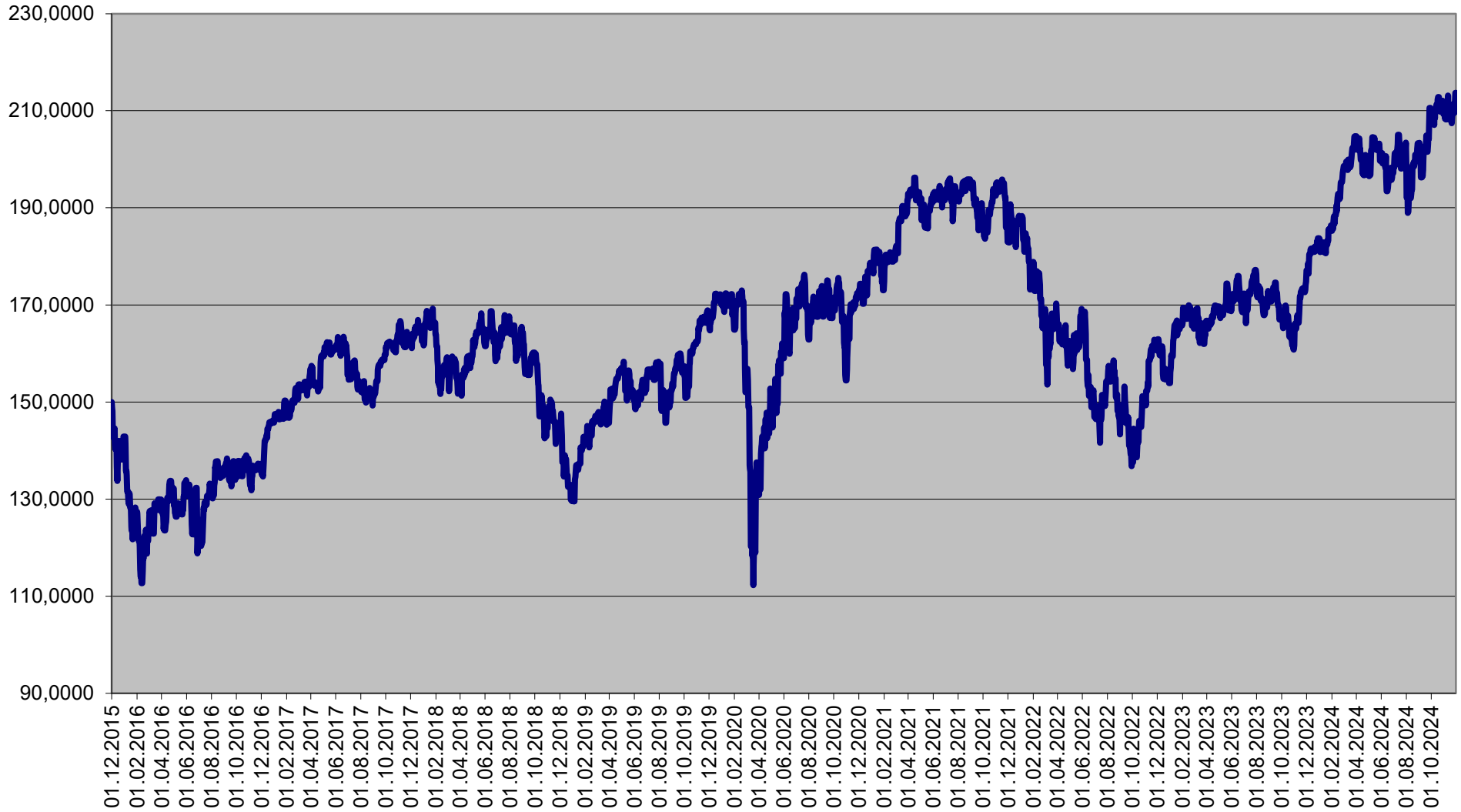
Ceny podílových jednotek
Investiční životní pojištění

Datum	Fond			Strategie		
	MEAG EuroBalance	MEAG EuroRent	MEAG Proinvest	Dynamická (Conseq)	Vyvážená (Conseq)	Konzervativní (Conseq)
29.11.2024	174,013	107,395	213,708	206,770	179,433	151,376
28.11.2024	173,094	107,202	211,574	206,291	179,218	151,338
27.11.2024	172,515	106,953	209,575	206,433	179,243	151,302
26.11.2024	173,487	107,042	210,103	206,388	179,235	151,294
25.11.2024	173,478	106,982	211,443	206,895	179,448	151,295
22.11.2024	173,838	107,236	210,869	206,483	179,375	151,367
21.11.2024	172,412	106,859	209,016	205,253	178,677	151,085
20.11.2024	171,424	106,575	207,418	204,193	178,137	150,940
19.11.2024	171,534	106,634	208,317	203,995	178,029	150,937
18.11.2024	171,475	106,575	209,936	204,193	178,109	150,928
15.11.2024	171,731	106,729	210,235	203,994	177,971	150,810
14.11.2024	173,044	106,736	210,765	205,035	178,448	150,939
13.11.2024	171,747	106,501	208,200	205,044	178,388	150,871
12.11.2024	172,469	106,979	209,047	205,891	178,851	150,996
11.11.2024	173,531	106,747	213,099	208,051	179,601	150,900
08.11.2024	171,442	105,776	209,049	207,679	179,107	150,542
07.11.2024	172,063	105,755	210,852	208,645	179,523	150,555
06.11.2024	171,652	106,146	208,170	206,618	178,805	150,578
05.11.2024	171,840	106,051	210,417	205,727	178,214	150,235
04.11.2024	170,879	105,898	208,365	204,719	177,683	150,052
01.11.2024	172,071	106,181	209,265	204,078	177,508	150,134
31.10.2024	172,071	106,181	209,265	203,944	177,454	150,081
30.09.2024	172,995	105,881	208,568	208,624	178,860	149,667
30.08.2024	170,395	104,257	203,328	205,075	176,956	148,828
31.07.2024	171,392	105,427	203,422	204,885	177,214	149,016
28.06.2024	167,991	102,080	197,198	201,555	174,807	147,634
31.05.2024	164,648	100,313	200,005	200,839	173,656	146,490
30.04.2024	164,750	101,911	197,371	196,415	171,828	145,853
31.03.2024	169,630	103,319	204,741	197,150	172,232	145,739
29.02.2024	166,108	102,630	197,908	191,018	169,444	144,919
31.01.2024	157,120	101,492	185,821	187,027	167,197	143,855
31.12.2023	152,982	100,877	183,742	188,805	167,027	143,004
30.11.2023	144,579	96,805	174,790	181,258	162,923	141,002
31.10.2023	135,663	96,074	160,813	172,159	159,216	140,092
30.09.2023	137,940	94,922	168,241	175,844	159,944	139,510
31.08.2023	139,701	94,683	172,318	178,965	160,305	138,566
31.07.2023	141,602	93,747	176,311	183,440	161,431	138,194
30.06.2023	138,763	92,614	172,326	177,224	158,459	136,845
31.05.2023	136,791	93,061	168,733	170,915	155,224	135,407
30.04.2023	132,967	91,947	169,661	173,802	155,814	134,707
31.03.2023	132,030	91,611	166,734	172,717	155,399	134,755
28.02.2023	131,114	90,626	166,250	172,967	155,222	134,606
31.01.2023	133,297	93,167	165,767	177,389	156,846	134,350
31.12.2022	128,500	93,196	153,887	167,548	152,981	133,448

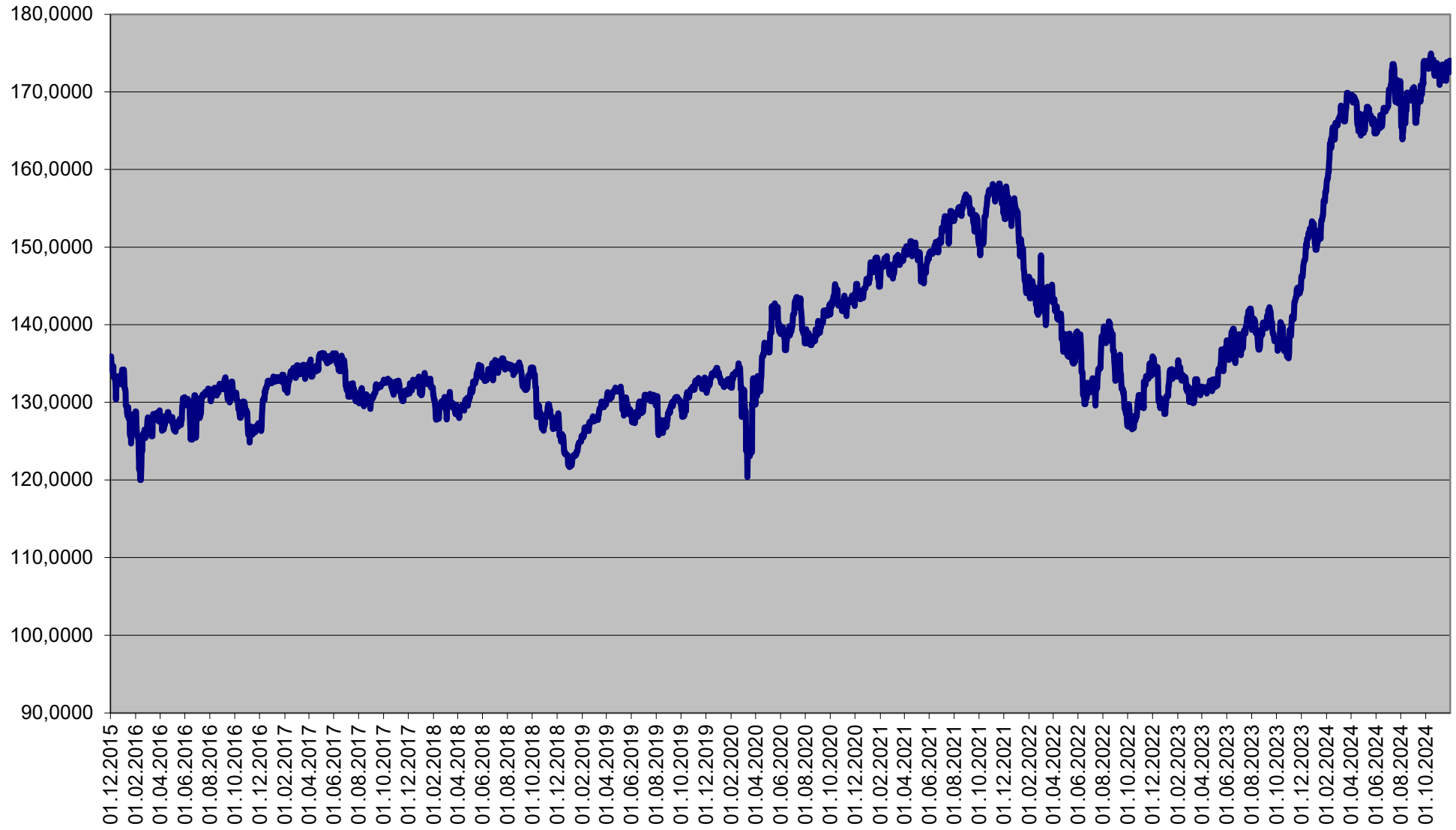
Ceny podílových jednotek
Investiční životní pojištění

Datum	Garantovaný	Garantovaný 2015	Garantovaný 2016
29.11.2024	117,520	107,719	107,428
28.11.2024	117,516	107,716	107,425
27.11.2024	117,511	107,714	107,423
26.11.2024	117,507	107,712	107,420
25.11.2024	117,502	107,709	107,417
22.11.2024	117,489	107,702	107,410
21.11.2024	117,485	107,700	107,407
20.11.2024	117,480	107,698	107,404
19.11.2024	117,476	107,695	107,402
18.11.2024	117,471	107,693	107,399
15.11.2024	117,458	107,686	107,391
14.11.2024	117,453	107,684	107,388
13.11.2024	117,449	107,681	107,386
12.11.2024	117,444	107,679	107,383
11.11.2024	117,440	107,677	107,381
08.11.2024	117,426	107,669	107,373
07.11.2024	117,422	107,667	107,370
06.11.2024	117,418	107,665	107,367
05.11.2024	117,413	107,662	107,365
04.11.2024	117,409	107,660	107,362
01.11.2024	117,395	107,653	107,354
31.10.2024	117,391	107,651	107,352
30.09.2024	117,252	107,578	107,270
30.08.2024	117,114	107,505	107,189
31.07.2024	116,981	107,435	107,110
28.06.2024	116,834	107,358	107,023
31.05.2024	116,709	107,292	106,950
30.04.2024	116,572	107,220	106,868
31.03.2024	116,425	107,143	106,782
29.02.2024	116,302	107,077	106,709
31.01.2024	116,173	107,009	106,633
31.12.2023	116,030	106,934	106,548
30.11.2023	115,902	106,866	106,472
31.10.2023	115,770	106,796	106,394
30.09.2023	115,629	106,722	106,310
31.08.2023	115,501	106,654	106,235
31.07.2023	115,365	106,582	106,154
30.06.2023	115,229	106,510	106,073
31.05.2023	115,097	106,440	105,995
30.04.2023	114,953	106,364	105,910
31.03.2023	114,831	106,299	105,837
28.02.2023	114,695	106,227	105,756
31.01.2023	114,573	106,162	105,684
31.12.2022	114,432	106,087	105,600

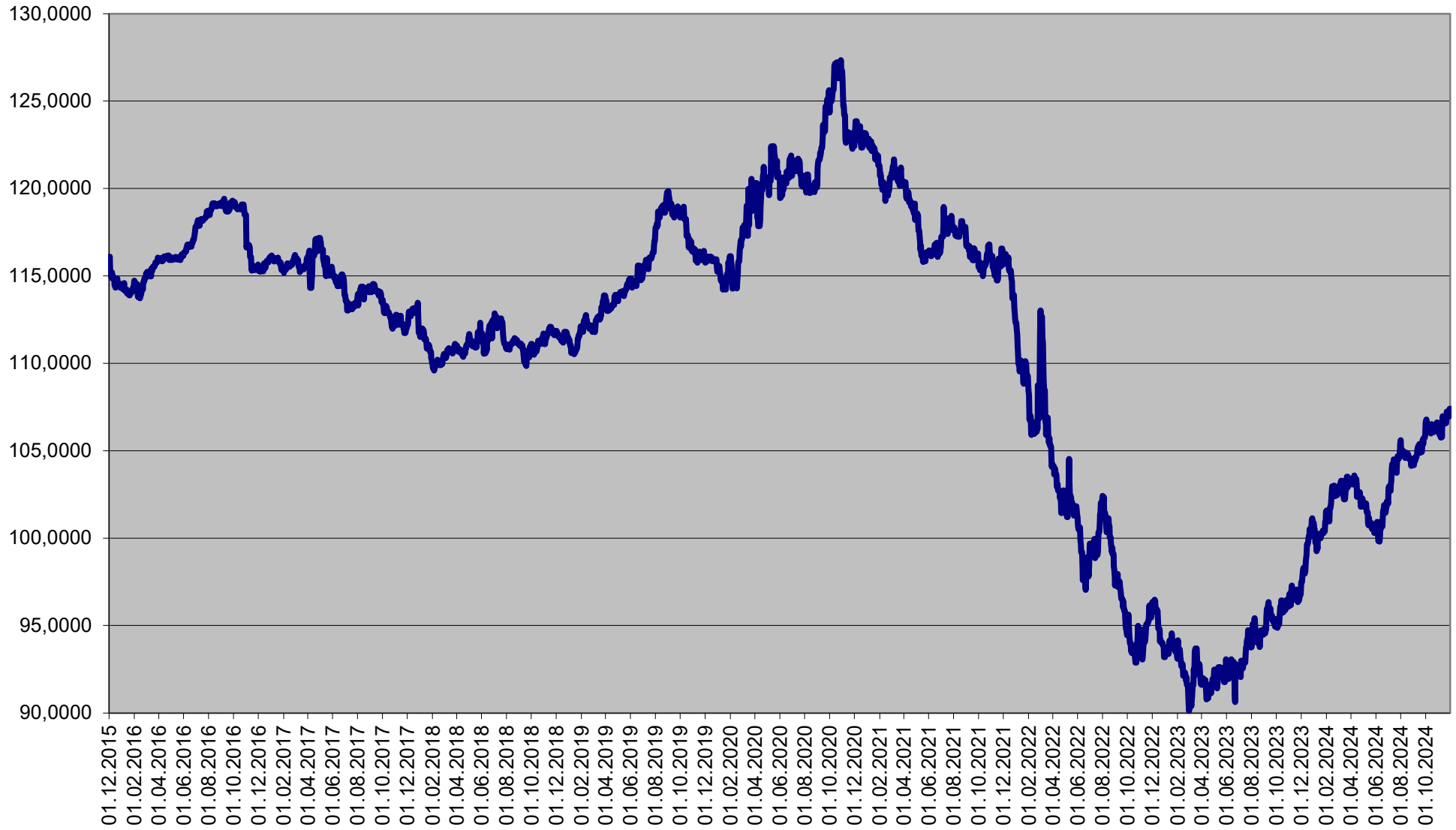
Finanční fond MEAG ProInvest

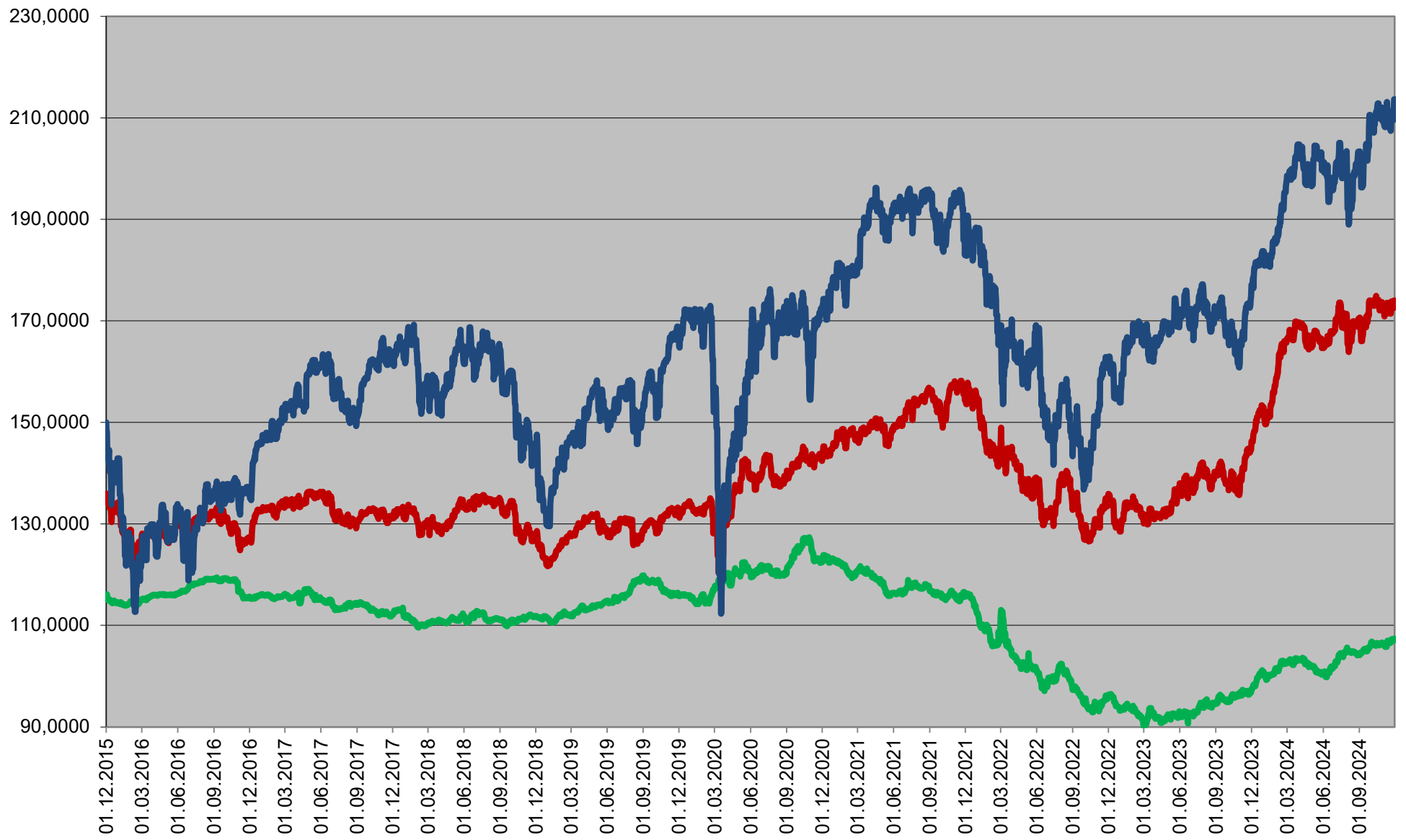


Finanční fond MEAG EuroBalance



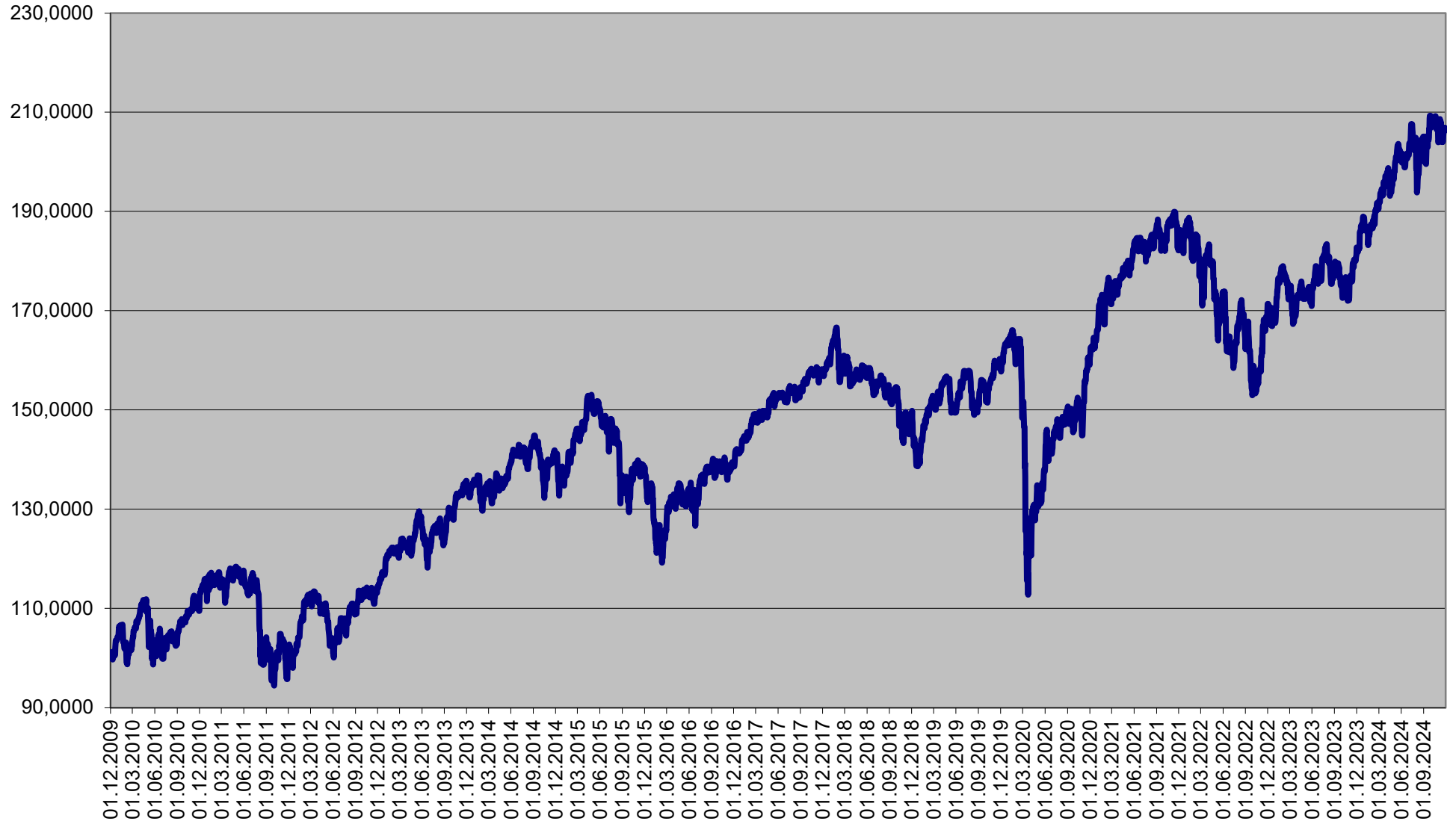
Finanční fond MEAG EuroRent



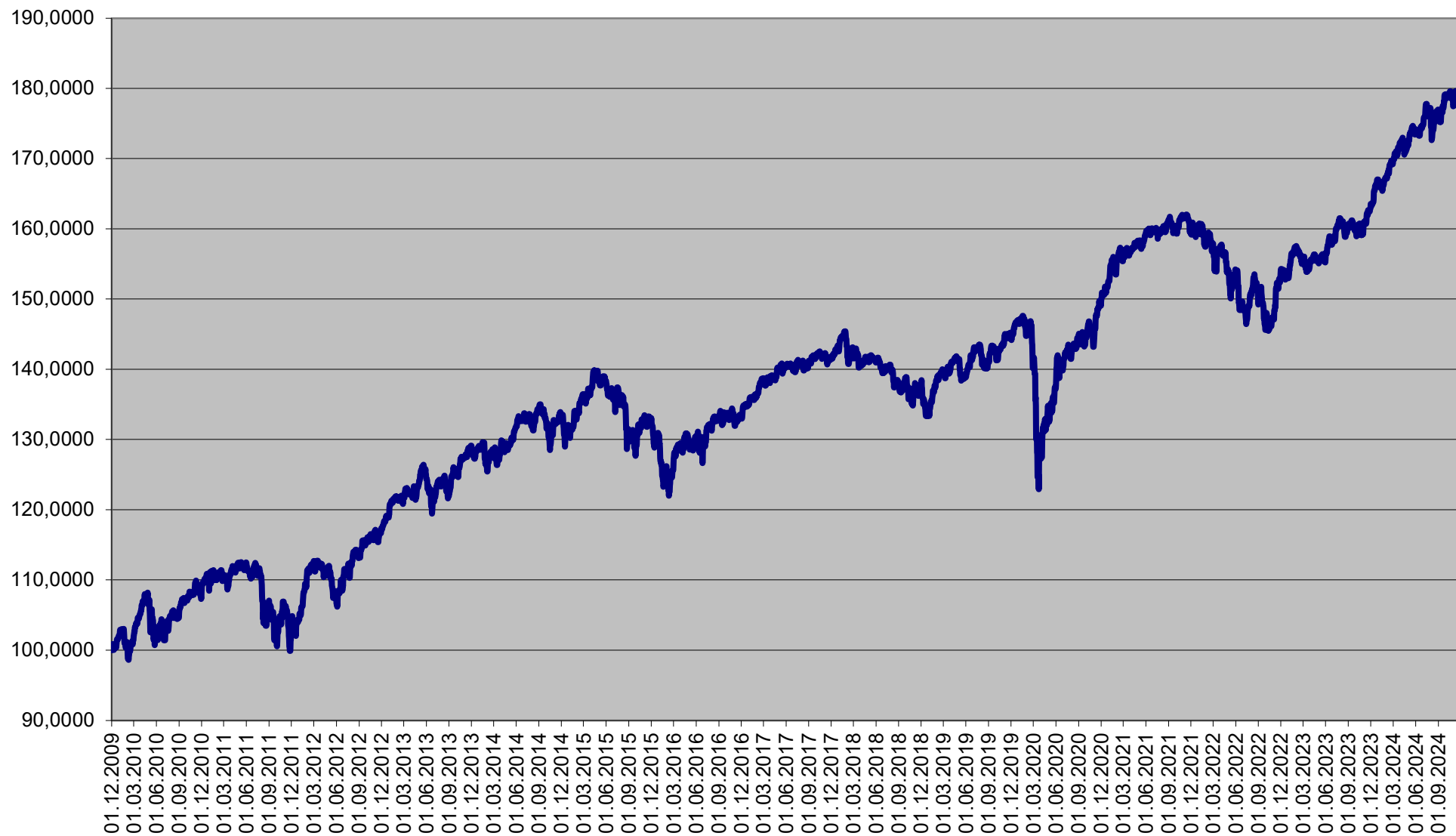


MEAG EuroBalance MEAG EuroRent MEAG Proinvest

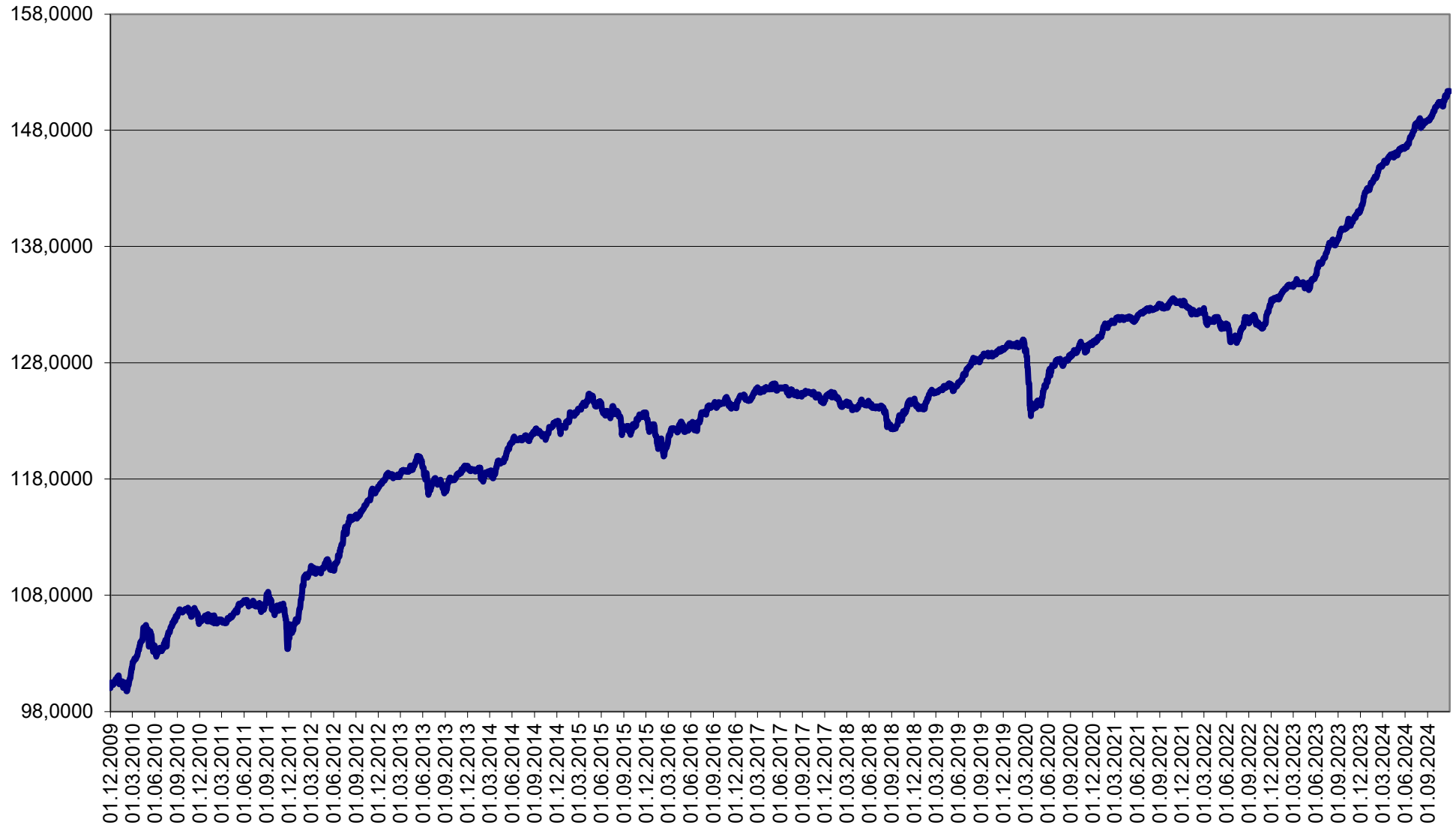
Dynamická strategie

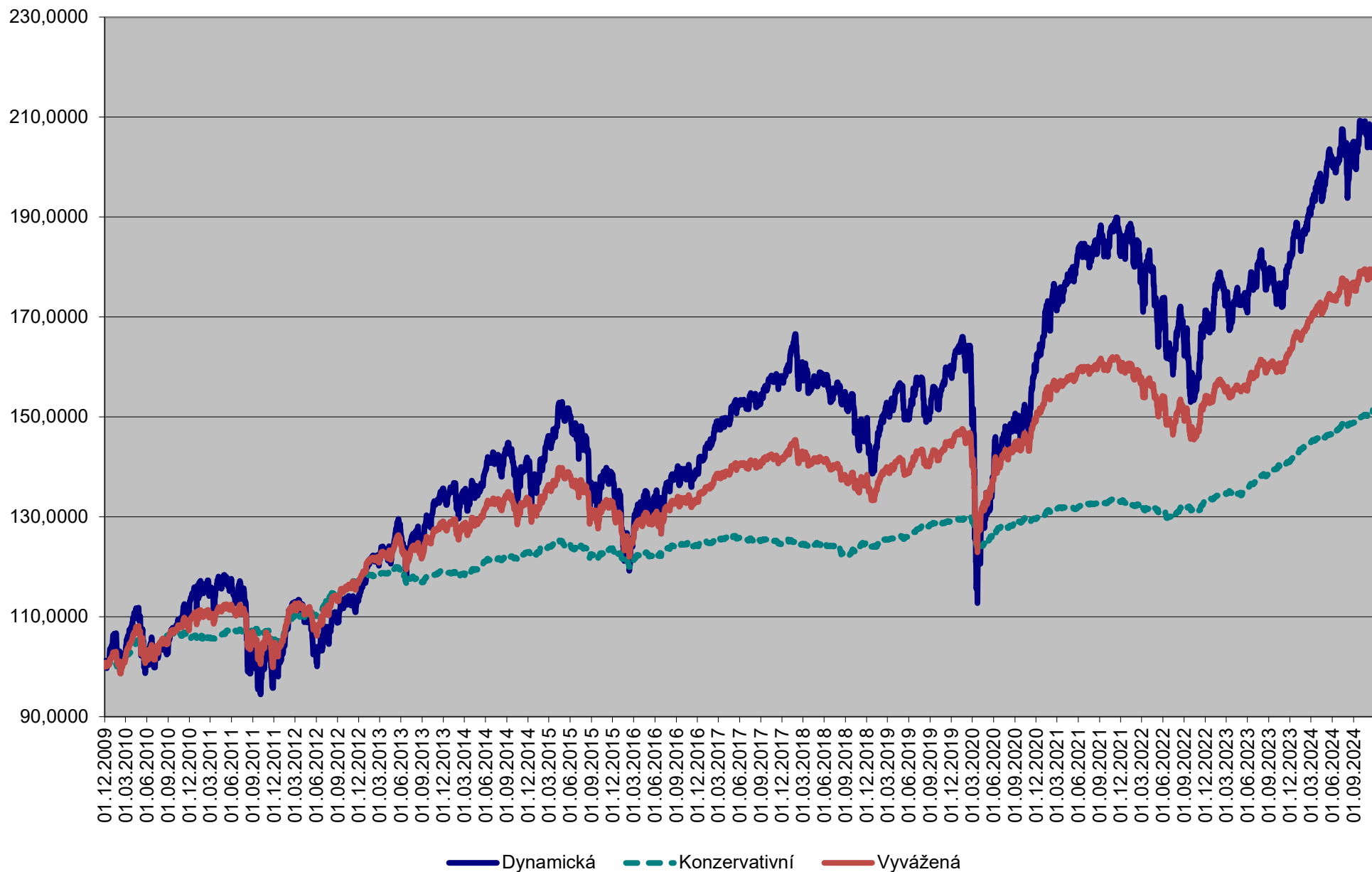


Vyvážená strategie

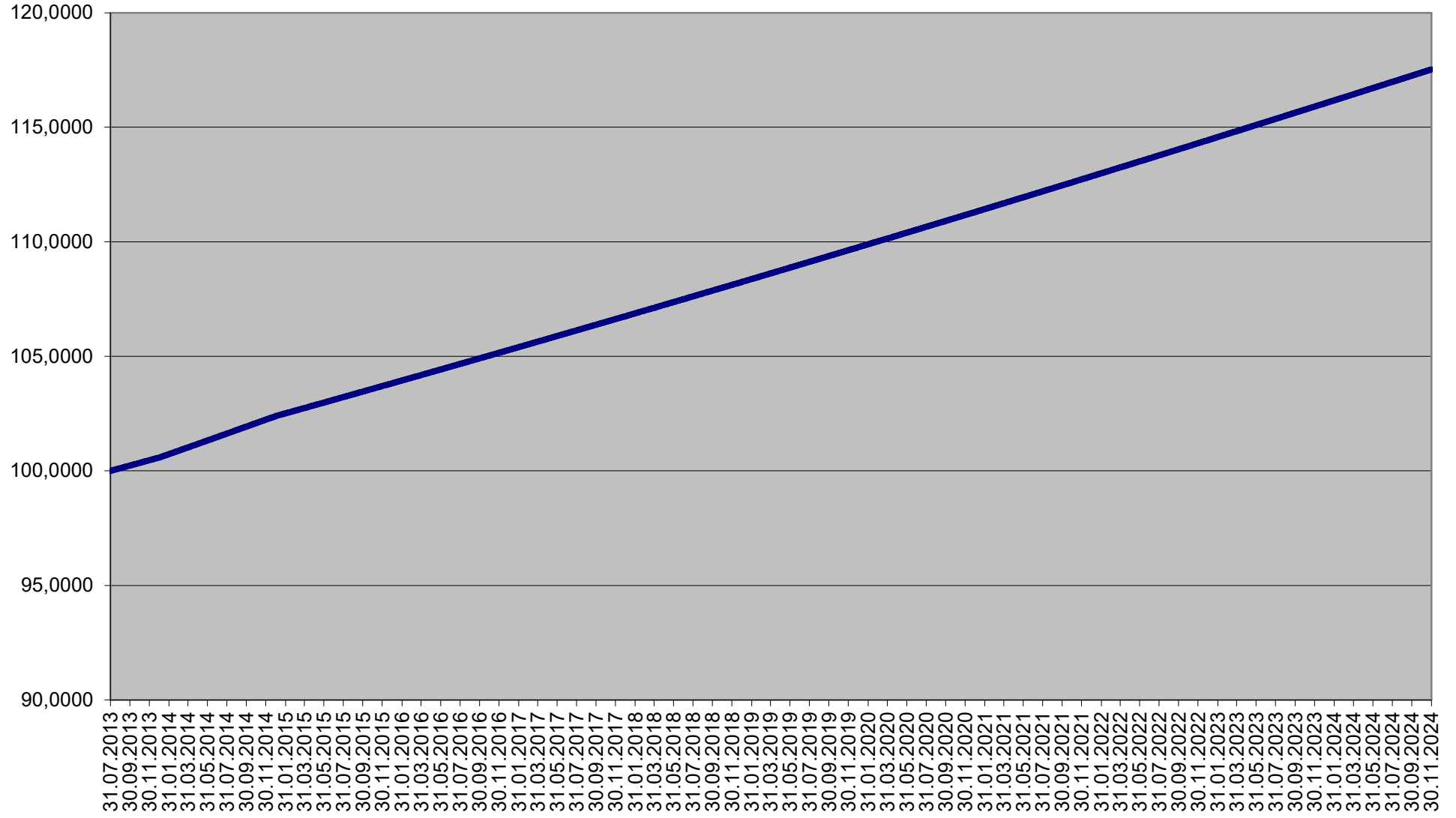


Konzervativní strategie

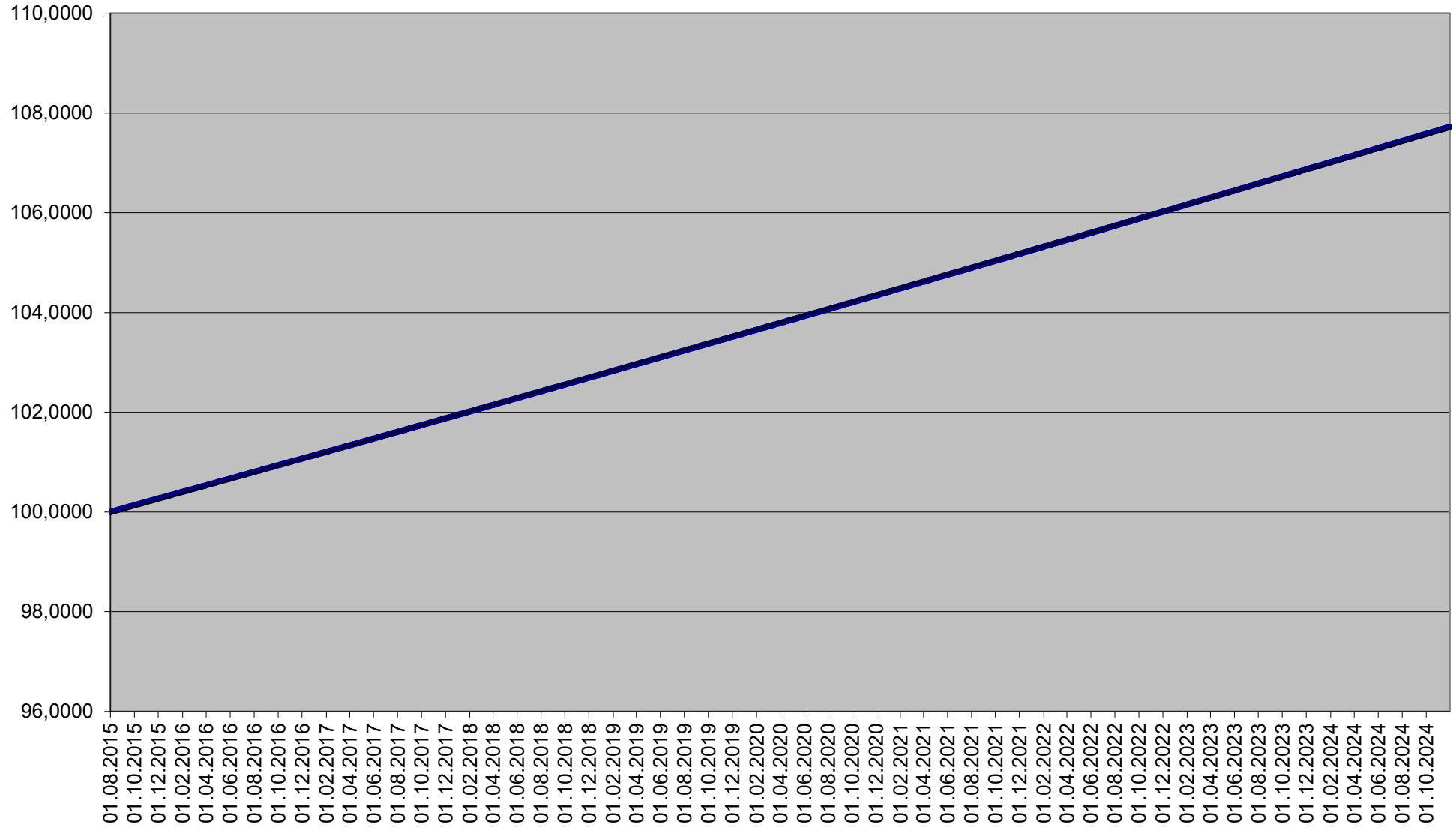




Garantovaný fond



Garantovaný fond 2015



Garantovaný fond 2016

