

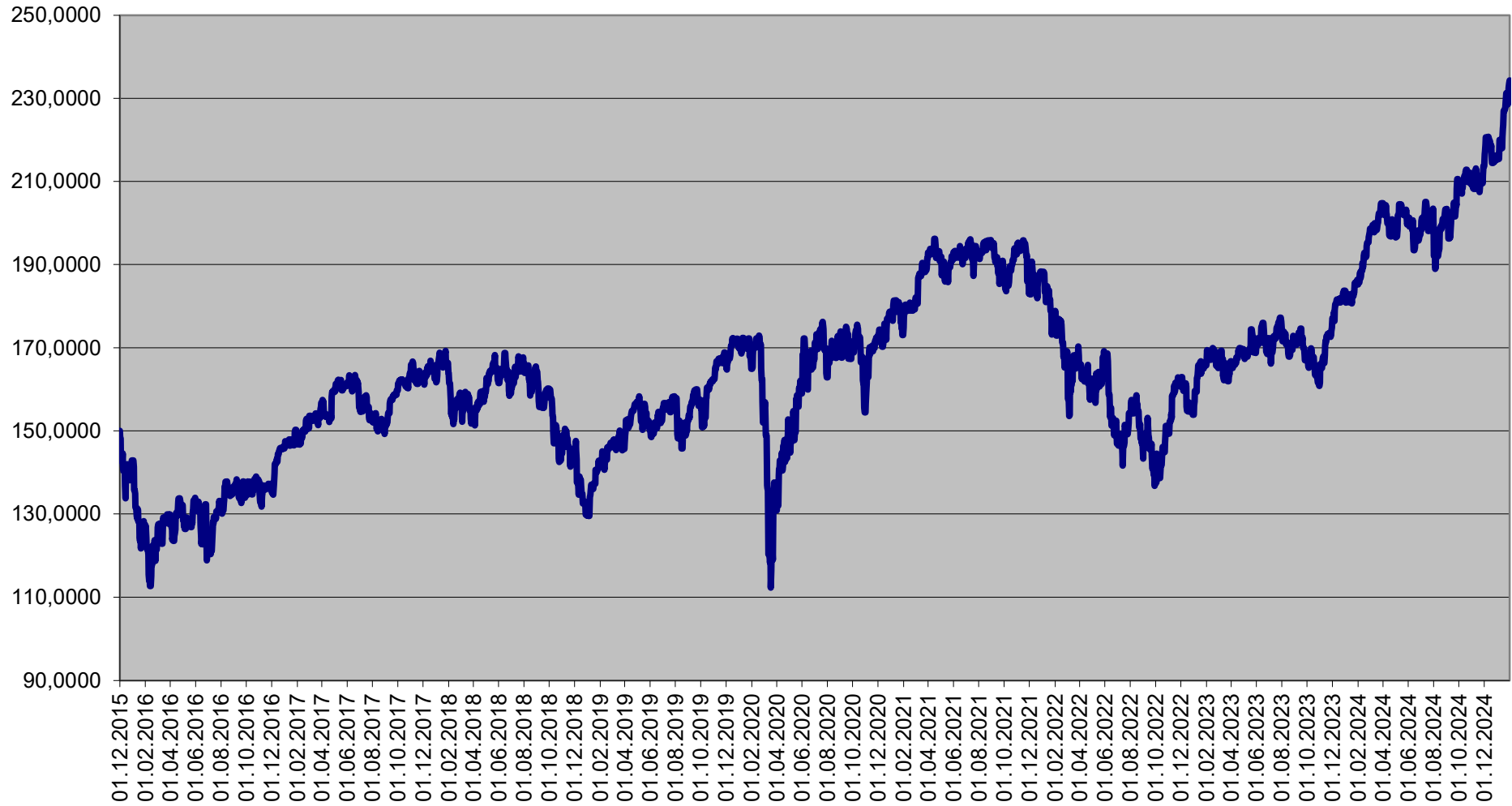
Ceny podřlových jednotek  
Investiční životní pojištění

Datum	Fond			Strategie		
	MEAG EuroBalance	MEAG EuroRent	MEAG Proinvest	Dynamická (Conseq)	Vyvážená (Conseq)	Konzervativní (Conseq)
31.01.2025	180,536	107,144	234,302	210,203	181,529	152,731
30.01.2025	179,771	106,587	233,526	210,514	181,535	152,610
29.01.2025	178,628	106,318	232,483	209,103	180,915	152,507
28.01.2025	177,552	106,153	230,245	208,649	180,574	152,282
27.01.2025	177,303	106,217	228,533	208,164	180,318	152,138
24.01.2025	178,501	106,059	230,985	209,112	180,704	152,227
23.01.2025	179,100	106,326	231,239	208,599	180,607	152,341
22.01.2025	179,212	106,424	229,508	208,487	180,526	152,266
21.01.2025	178,306	106,513	227,551	208,140	180,416	152,262
20.01.2025	178,034	106,563	227,492	207,475	180,168	152,254
17.01.2025	178,391	106,799	227,011	207,001	180,055	152,287
16.01.2025	177,190	106,476	223,509	205,995	179,555	152,153
15.01.2025	175,861	106,336	222,782	205,267	179,172	152,047
14.01.2025	174,808	106,249	220,538	203,284	178,423	152,006
13.01.2025	174,308	106,014	218,027	202,374	177,965	151,934
10.01.2025	174,076	105,617	218,084	202,964	177,889	151,639
09.01.2025	175,240	105,837	219,626	204,503	178,630	151,823
08.01.2025	175,176	106,037	219,660	204,155	178,545	151,891
07.01.2025	175,075	106,075	219,970	204,828	178,718	151,742
06.01.2025	173,926	106,372	215,437	204,990	178,802	151,740
03.01.2025	173,891	106,351	215,394	204,332	178,592	151,808
02.01.2025	174,462	106,666	216,403	203,857	178,315	151,640
01.01.2025	173,819	106,747	215,274	203,247	177,996	151,521
31.12.2024	173,819	106,747	215,274	203,247	177,996	151,521
29.11.2024	174,013	107,395	213,708	206,770	179,433	151,376
31.10.2024	172,071	106,181	209,265	203,944	177,454	150,081
30.09.2024	172,995	105,881	208,568	208,624	178,860	149,667
30.08.2024	170,395	104,257	203,328	205,075	176,956	148,828
31.07.2024	171,392	105,427	203,422	204,885	177,214	149,016
28.06.2024	167,991	102,080	197,198	201,555	174,807	147,634
31.05.2024	164,648	100,313	200,005	200,839	173,656	146,490
30.04.2024	164,750	101,911	197,371	196,415	171,828	145,853
31.03.2024	169,630	103,319	204,741	197,150	172,232	145,739
29.02.2024	166,108	102,630	197,908	191,018	169,444	144,919
31.01.2024	157,120	101,492	185,821	187,027	167,197	143,855
31.12.2023	152,982	100,877	183,742	188,805	167,027	143,004
30.11.2023	144,579	96,805	174,790	181,258	162,923	141,002
31.10.2023	135,663	96,074	160,813	172,159	159,216	140,092
30.09.2023	137,940	94,922	168,241	175,844	159,944	139,510
31.08.2023	139,701	94,683	172,318	178,965	160,305	138,566
31.07.2023	141,602	93,747	176,311	183,440	161,431	138,194
30.06.2023	138,763	92,614	172,326	177,224	158,459	136,845
31.05.2023	136,791	93,061	168,733	170,915	155,224	135,407
30.04.2023	132,967	91,947	169,661	173,802	155,814	134,707
31.03.2023	132,030	91,611	166,734	172,717	155,399	134,755
28.02.2023	131,114	90,626	166,250	172,967	155,222	134,606

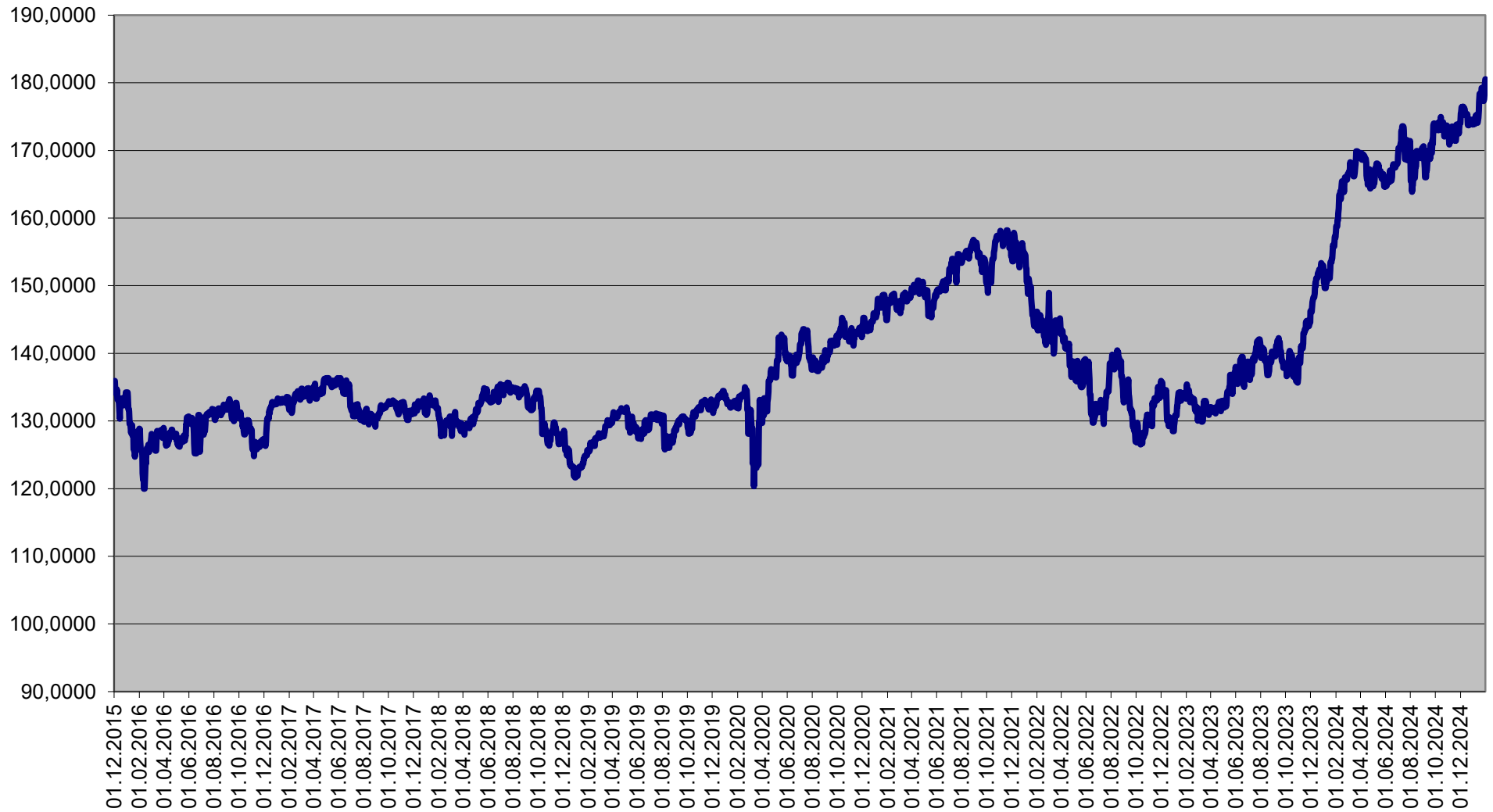
Ceny podílových jednotek  
Investiční životní pojištění

Datum	Garantovaný	Garantovaný 2015	Garantovaný 2016
31.01.2025	117,804	107,868	107,595
30.01.2025	117,799	107,865	107,592
29.01.2025	117,795	107,863	107,590
28.01.2025	117,790	107,861	107,587
27.01.2025	117,786	107,858	107,584
24.01.2025	117,772	107,851	107,576
23.01.2025	117,768	107,849	107,574
22.01.2025	117,764	107,847	107,571
21.01.2025	117,759	107,844	107,569
20.01.2025	117,755	107,842	107,566
17.01.2025	117,741	107,835	107,558
16.01.2025	117,737	107,832	107,555
15.01.2025	117,732	107,830	107,553
14.01.2025	117,728	107,828	107,550
13.01.2025	117,723	107,825	107,547
10.01.2025	117,710	107,818	107,539
09.01.2025	117,705	107,816	107,537
08.01.2025	117,701	107,814	107,534
07.01.2025	117,696	107,811	107,532
06.01.2025	117,692	107,809	107,529
03.01.2025	117,678	107,802	107,521
02.01.2025	117,674	107,799	107,518
01.01.2025	117,664	107,794	107,512
31.12.2024	117,664	107,794	107,512
29.11.2024	117,520	107,719	107,428
31.10.2024	117,391	107,651	107,352
30.09.2024	117,252	107,578	107,270
30.08.2024	117,114	107,505	107,189
31.07.2024	116,981	107,435	107,110
28.06.2024	116,834	107,358	107,023
31.05.2024	116,709	107,292	106,950
30.04.2024	116,572	107,220	106,868
31.03.2024	116,425	107,143	106,782
29.02.2024	116,302	107,077	106,709
31.01.2024	116,173	107,009	106,633
31.12.2023	116,030	106,934	106,548
30.11.2023	115,902	106,866	106,472
31.10.2023	115,770	106,796	106,394
30.09.2023	115,629	106,722	106,310
31.08.2023	115,501	106,654	106,235
31.07.2023	115,365	106,582	106,154
30.06.2023	115,229	106,510	106,073
31.05.2023	115,097	106,440	105,995
30.04.2023	114,953	106,364	105,910
31.03.2023	114,831	106,299	105,837
28.02.2023	114,695	106,227	105,756

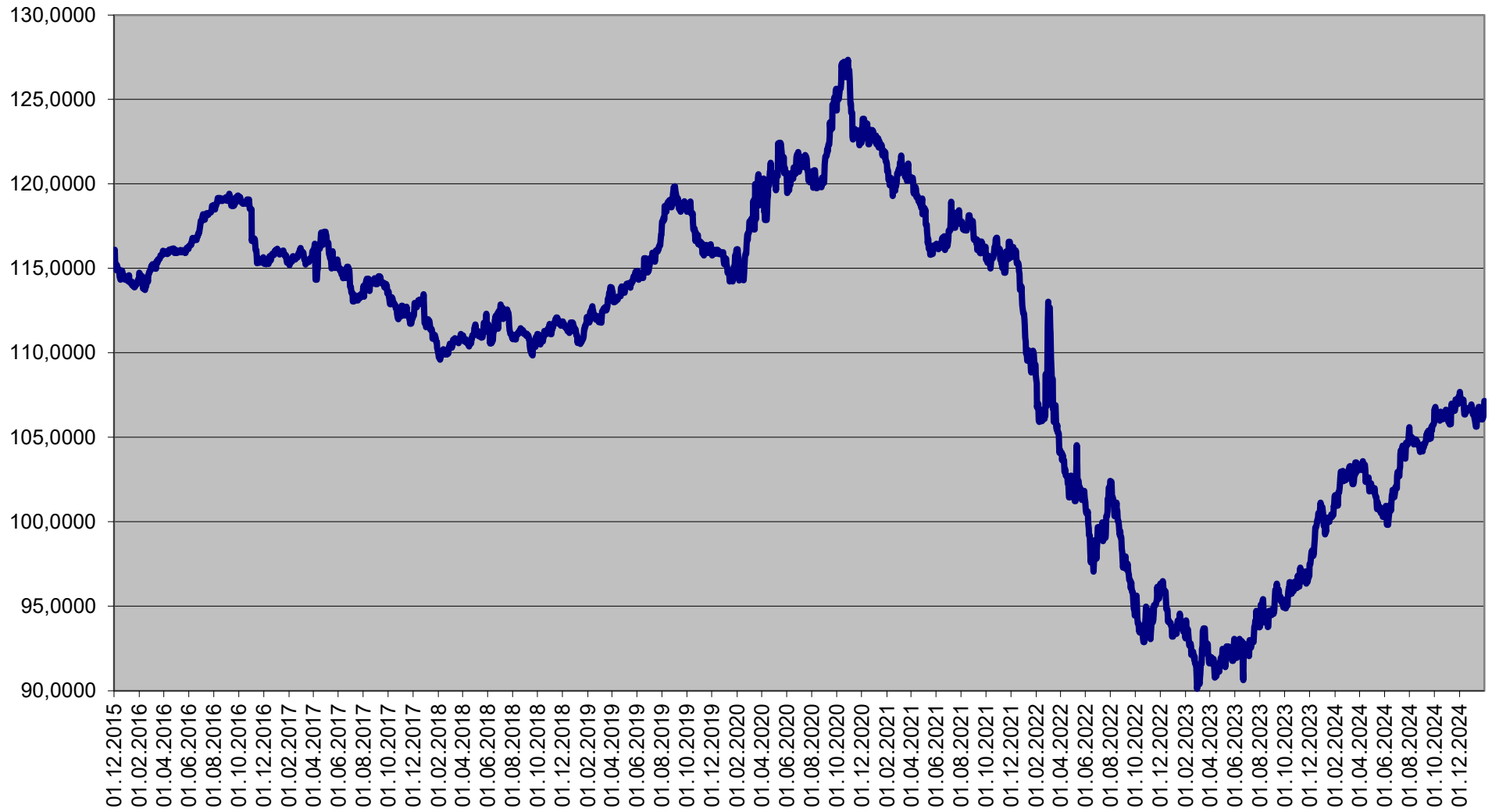
## Finanční fond MEAG ProInvest

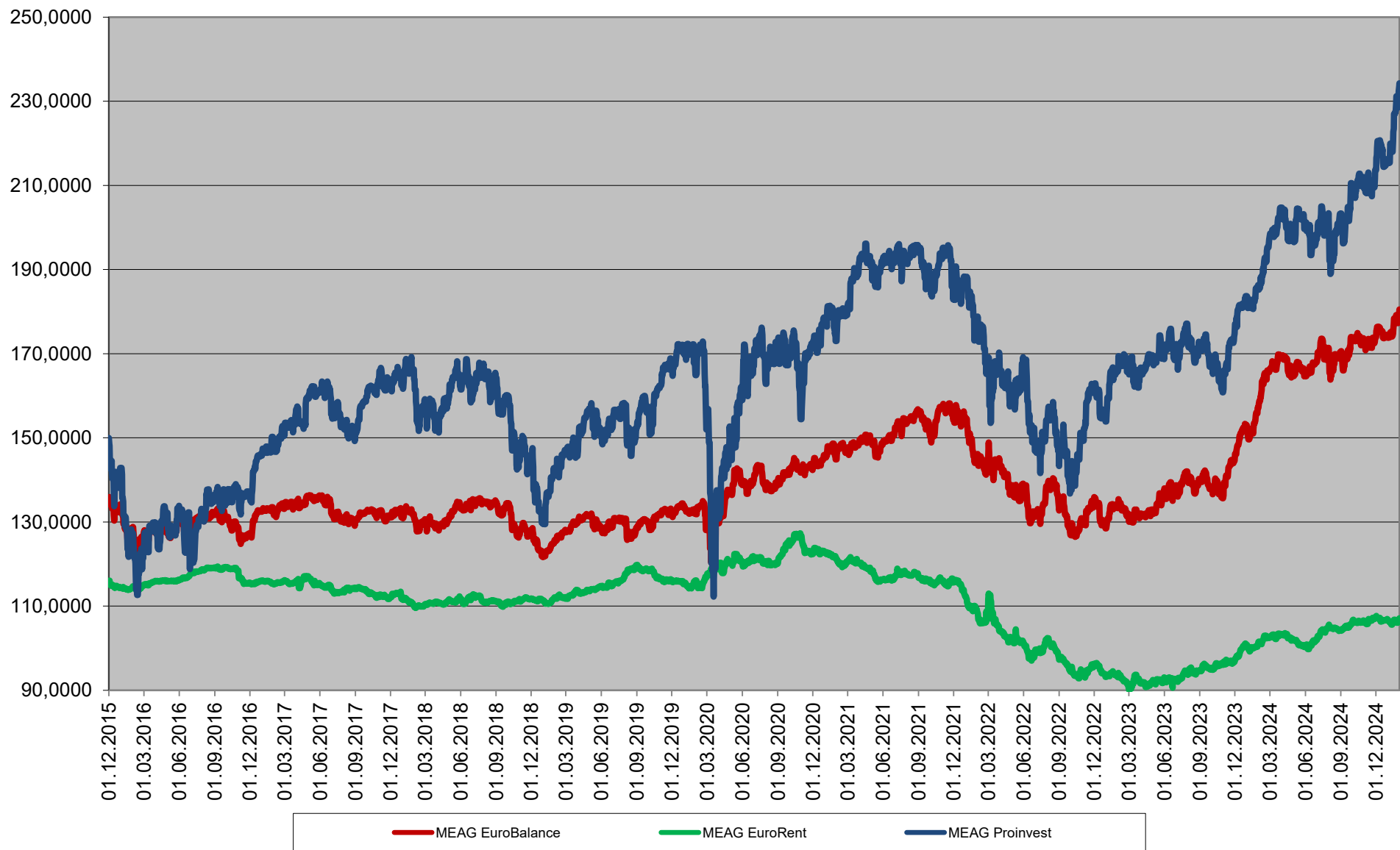


## Finanční fond MEAG EuroBalance

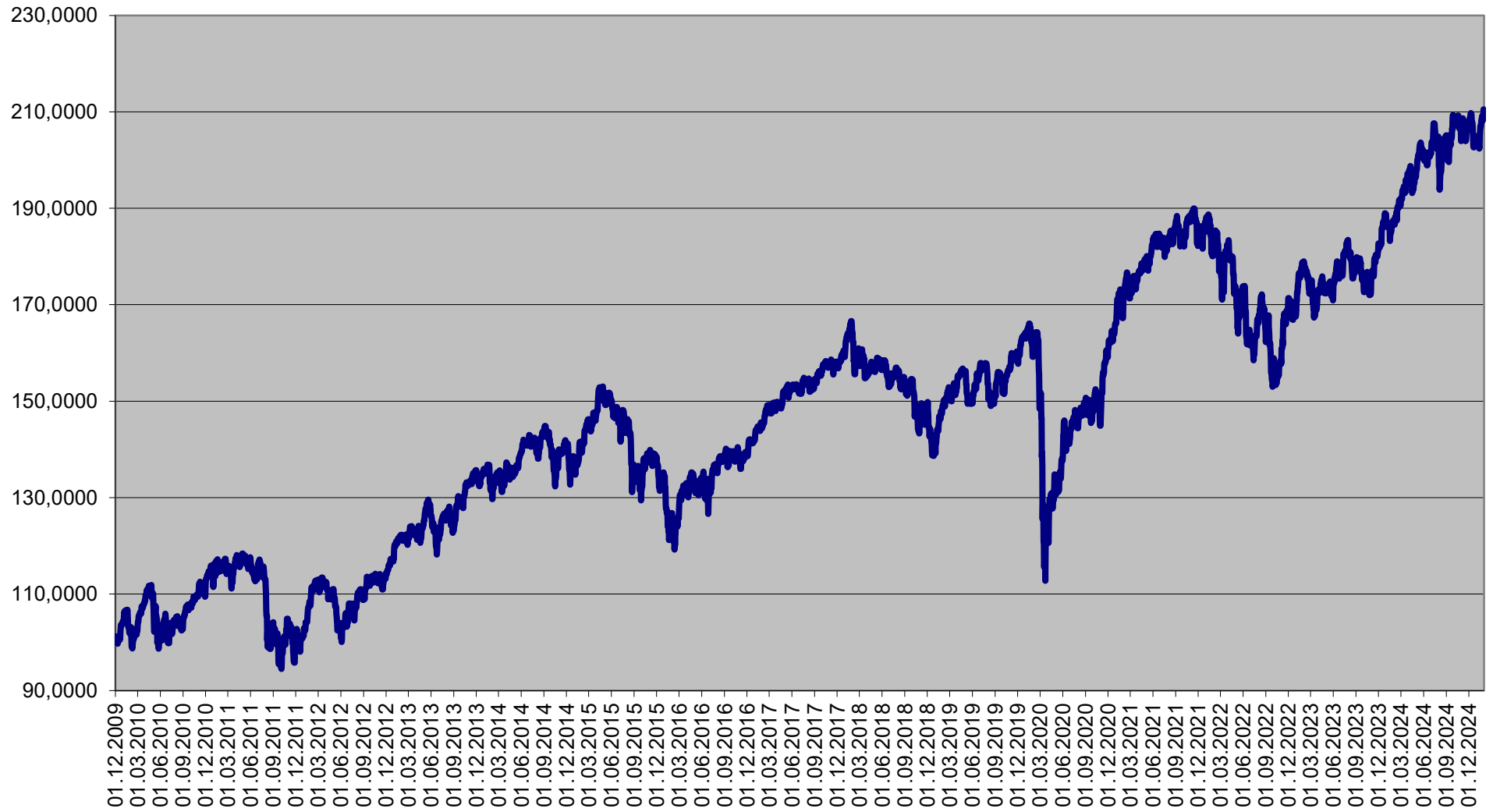


### Finanční fond MEAG EuroRent

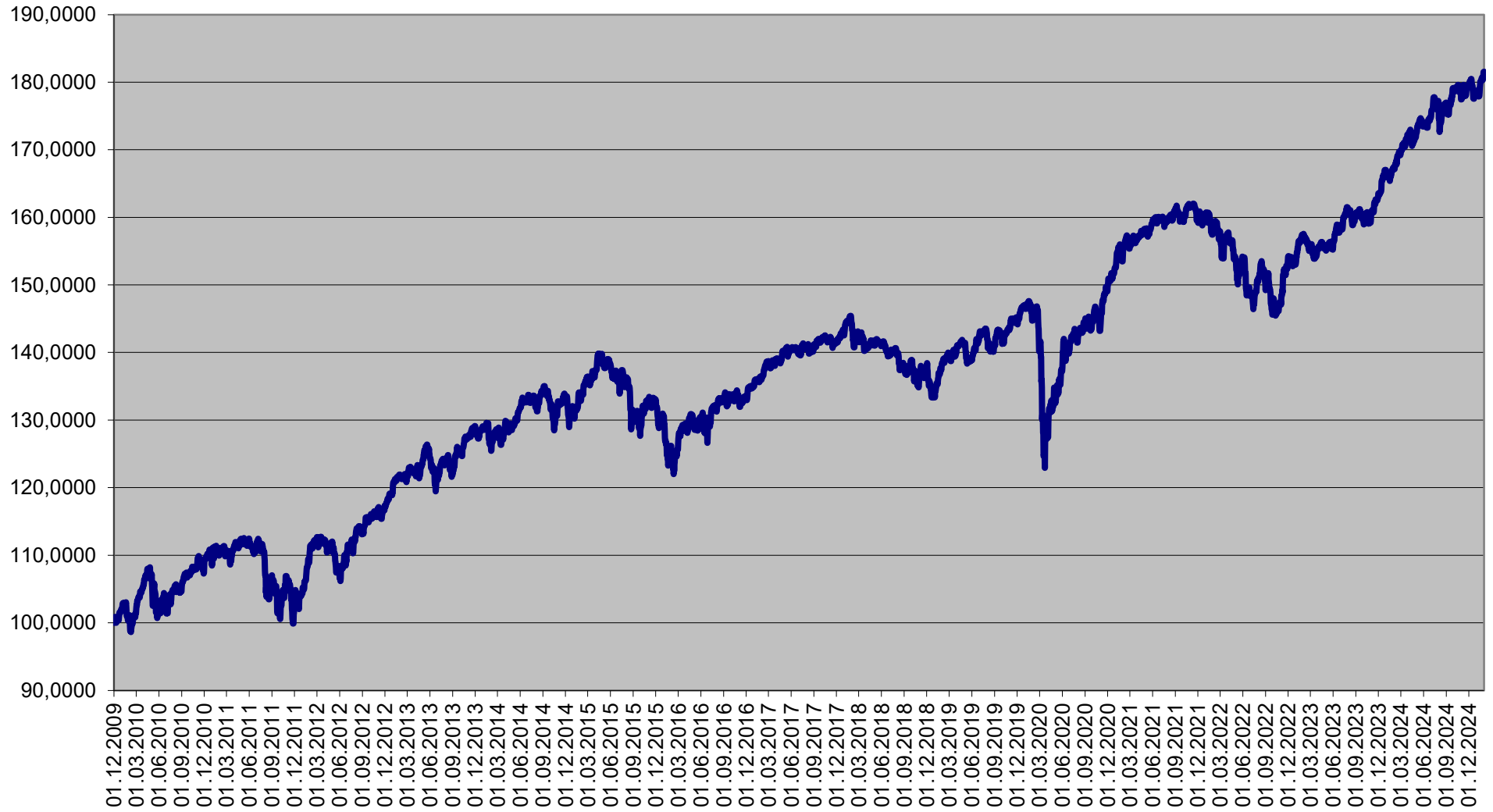




## Dynamická strategie

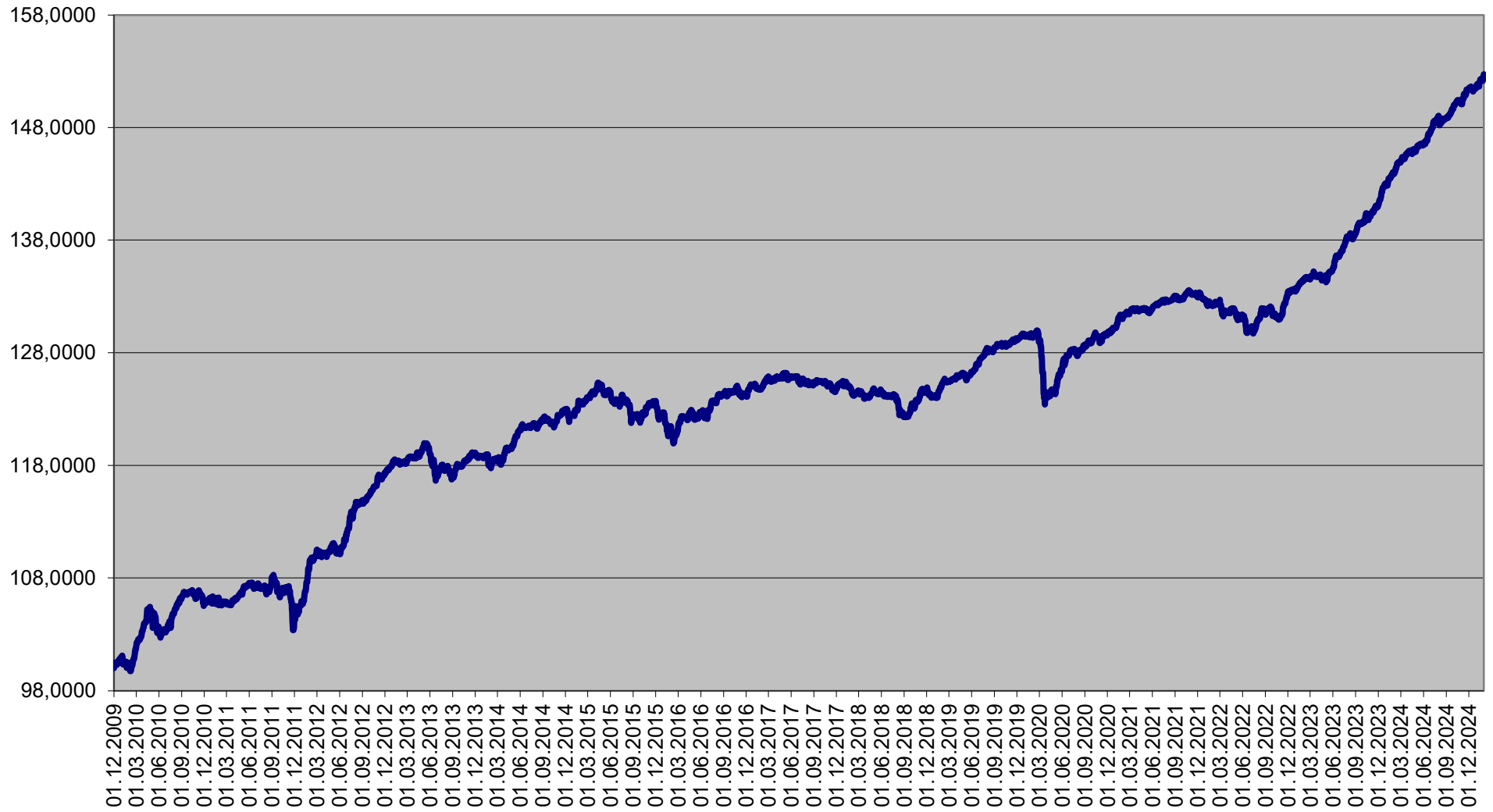


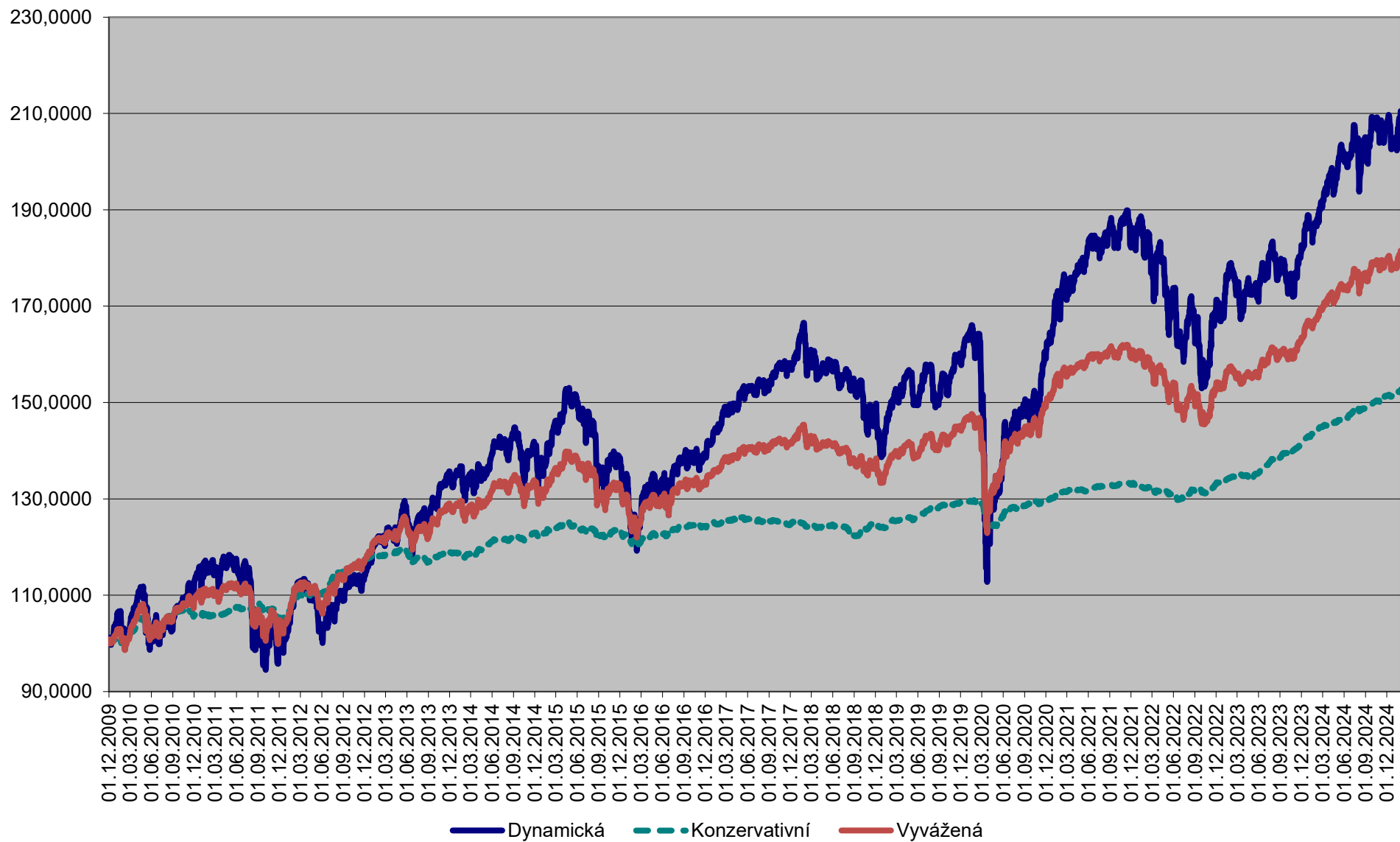
## Vyvážená strategie



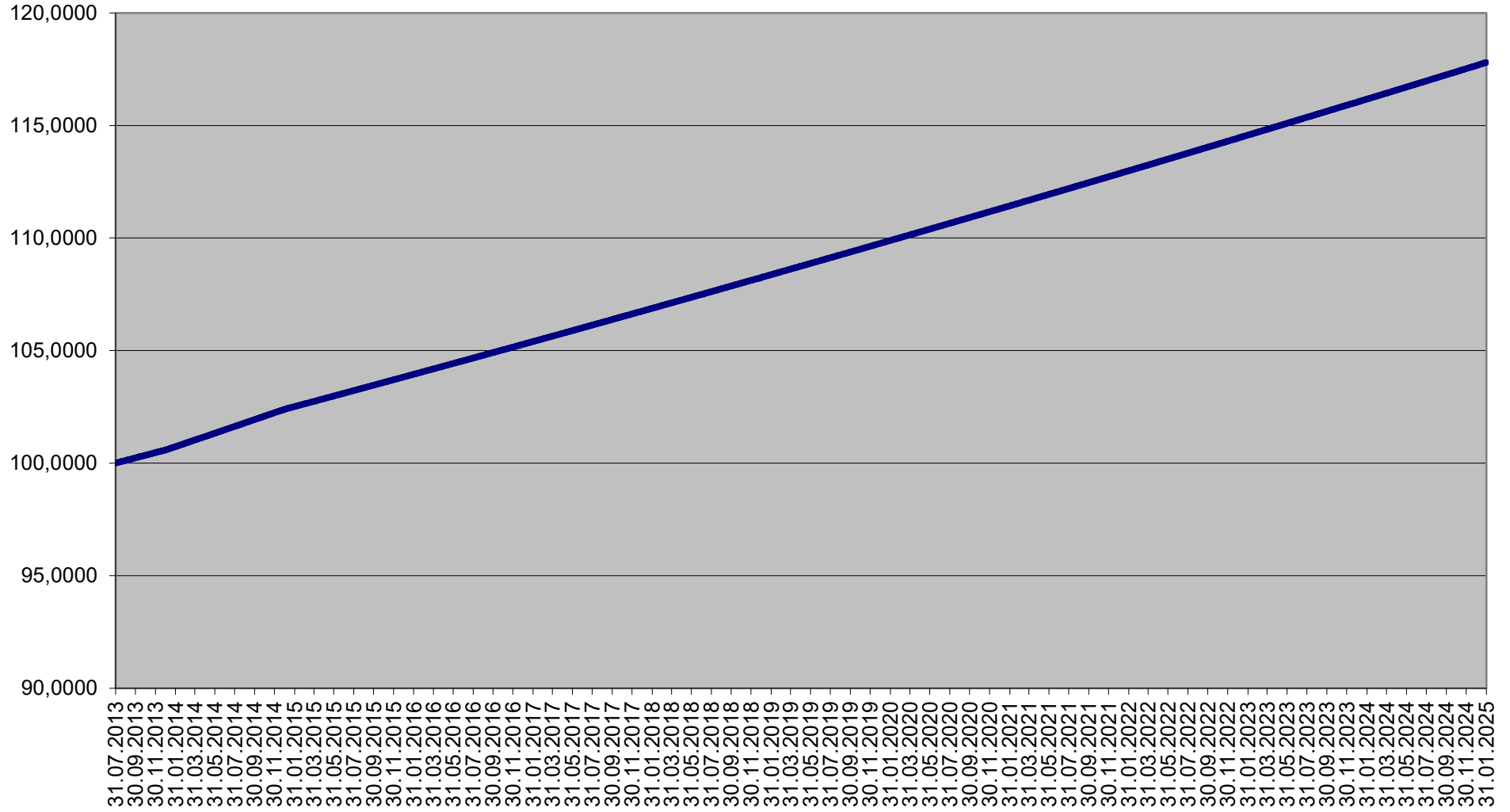


## Konzervativní strategie

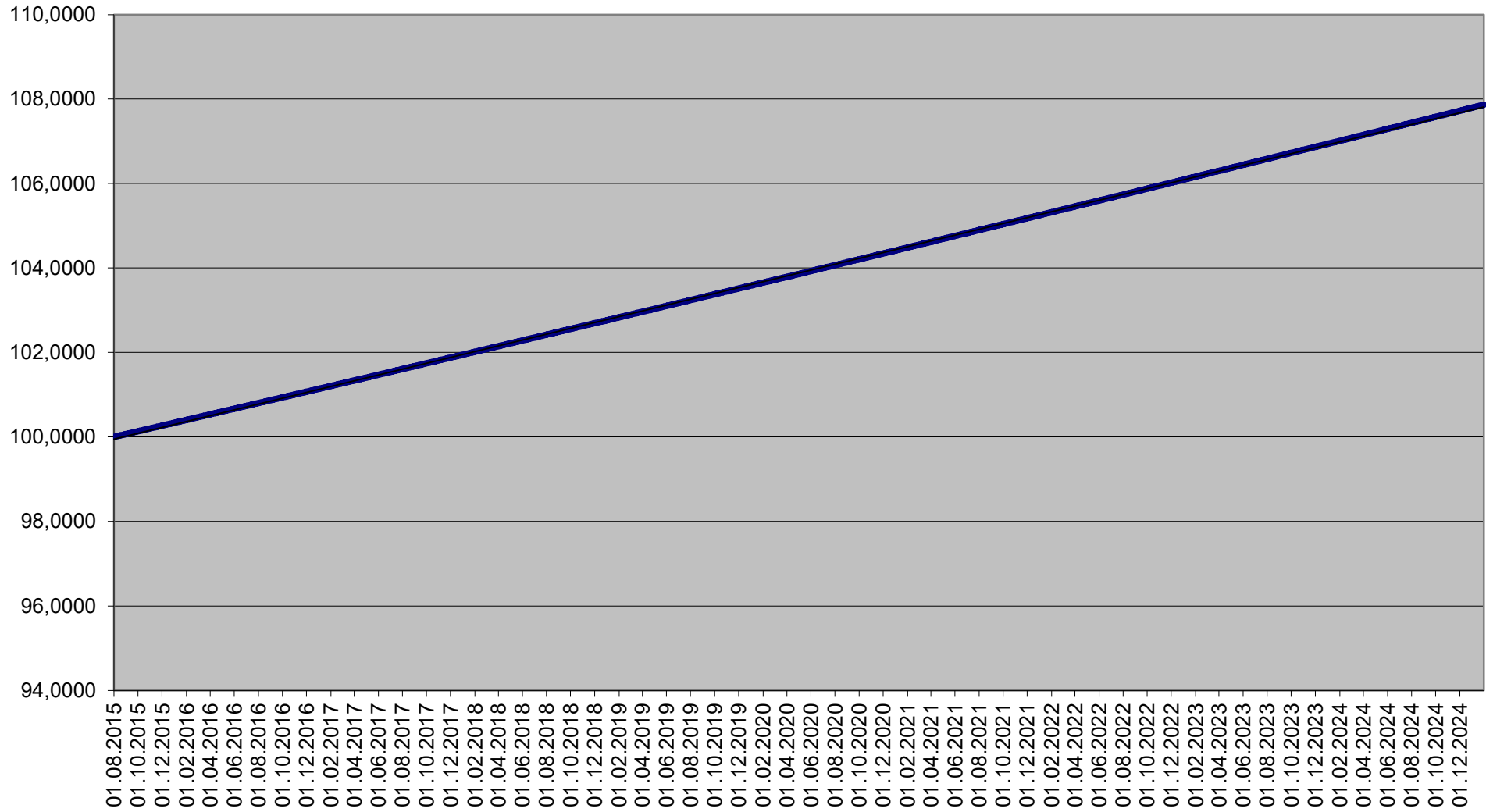




## Garantovaný fond



## Garantovaný fond 2015



## Garantovaný fond 2016

